



Concrete Pumps Inc.

PUMP BROCHURE

DY PARTS DEPARTMENT
Now Online!

*Inside: The Most
Successful Year
To Date*

**NEW YEAR, NEW MODEL:
Introducing
the 20X-4ZR**

Discover the
DY DIFFERENCE

**BUILT TO
PERFORM**



1-844-397-8677

www.DYConcretePumps.com



DYConcretePumps

ABOUT DY

Established in 1992 by DY Innovate in South Korea, DY Concrete Pumps has become a global leader known for high-quality, durable concrete pumps. With over 30 years of expertise, DY has built a reputation for designing dependable pumps, trusted by operators worldwide. In 2015, DY brought this proven reliability to North America, establishing DY Concrete Pumps North America to serve customers here with reliable equipment and a commitment to unparalleled support.

Our North American operations are headquartered in Dallas-Fort Worth, Texas, with additional branches in Dundee, Ohio, and Calgary, Alberta. Our Dallas-Fort Worth headquarters is fully equipped for parts, service, and sales, providing convenient access to critical support for customers throughout the continent. This strategic presence means that no matter where you're located, DY's team is ready to keep your operations running smoothly.

At DY, we believe in designing pumps by operators, for operators. That's why we've made durability, simplicity, and practicality our priorities. Features like our 360° continuous swing turret and emergency bypass switches demonstrate our commitment to efficiency and ease of use. But our support goes beyond machines. We're a people-first company, dedicated to supporting you not just with equipment, but with a team you can rely on.

DY Concrete Pumps is more than a manufacturer; we're a partner in your success. When you choose DY, you're choosing high-performance pumps backed by an entire team devoted to helping you achieve results on every job, every day.



CONTENTS

DY CONCRETE PUMPS

04	Why DY
05	The DY Difference
08	Year in Review
66	Meet the Team

PRODUCTS

10	Model Line Up
12	Product Features
42	Boom Configurations
45	Chassis Options

MODEL SPECIFICATIONS

16	Trailer Pumps
18	HP-3250
20	CTY-100
22	20X-4ZR NEW
24	33X-5ZZ
26	37X-4R
28	38X-5ZR
30	40X-5ZR
32	43X-5RZ
34	48X-5RZ
36	52X-5RZ
38	57X-6RZ
40	63X-5RZ

SERVICES

46	The DY Service Center
49	The DY Parts Department
57	Technical Training



WHY DY?

At DY Concrete Pumps, a strong company begins with strong people. As a family-owned and operated business with deep industry roots, DY is backed by a team that brings generations of hands-on experience to every customer relationship. When you work with DY, you are supported by people who understand real job sites and the demands that come with keeping equipment moving.

“DY is backed by a team that brings generations of hands-on experience to every customer relationship.”

Support at DY is hands-on and built around real-world experience. Calls to the 24/7 support line connect customers directly with technicians who work on concrete pumps every day, providing clear and reliable guidance whenever assistance is needed. The Texas Service Center is staffed by knowledgeable technicians who work on DY equipment daily, and when on-site support is required, a network of traveling technicians is ready to respond.



To keep customers supported wherever they operate, DY maintains a strong presence across North America. With headquarters in Dallas-Fort Worth, Texas, a parts and service facility in Calgary, Alberta, and a dealer location in Dundee, Ohio, DY provides reliable coverage that helps minimize downtime and keeps projects moving.

DY is committed to investing in American people, facilities, and long-term industry growth. That commitment extends well beyond delivery, as service and support continue throughout the life of every machine. Backed by more than 470 years of combined industry experience, DY offers customers more than equipment. You gain a dependable partner focused on keeping your operation running and your projects on schedule.

SO, WHY CHOOSE DY?

IT COMES DOWN TO ONE THING:

OUR PEOPLE

THE DY DIFFERENCE

DY Concrete Pumps are built to perform. Engineered for power, simplicity, and reliability, every machine delivers under pressure and outlasts the rest. Designed with operators in mind, DY pumps give you control, precision, and confidence to get the job done right.

360° CONTINUOUS SWING TURRET

Total freedom on every jobsite. Our patented 360° Continuous Swing Turret rotates without limits, letting operators set up faster, place concrete with precision, and work the way they want. Fewer setup errors, faster pours, and complete control. Every time.

BY OPERATORS, FOR OPERATORS

DY pumps are shaped by the operators who use them. Through our close partnership with DY Korea, user feedback becomes real design improvements you can see, feel, and rely on in the field.

CLOSED LOOP HYDRAULIC SYSTEM

Smooth, efficient, and built for power. DY's closed-loop hydraulics deliver consistent pressure and responsiveness handling harsh mixes and heavy pours with confidence.

WORLD CLASS FACILITIES

With a 50,000 sq. ft. headquarters, the largest paint booth in the South, advanced vinyl printing, and in-house driveline, pipe, and hydraulic line production, DY manufactures quality products that keep machines running strong.

INDUSTRY-LEADING PAINT

Every DY pump is finished with premium, high-durability paint applied through a precise, multi-step process. This process gives our pumps lasting protection and a finish that stands up to tough jobsite conditions.

The DY Difference is in every detail. Stronger builds, smart operator-friendly design, and the kind of performance that speaks for itself. ***Experience it on the job and see the DY Difference firsthand.***

NO CHINESE STEEL. EVER.


DY pumps are built with premium materials and components, never Chinese steel. It's a standard set from the top and upheld throughout the production process ensuring unmatched strength, consistency, and quality in every machine we build.

EMERGENCY ELECTRICAL BYPASS SWITCHES

Three built-in electrical bypass switches keep your machine running even during electrical faults, letting you finish the job first and handle repairs later. When the unexpected happens, DY keeps you pumping without slowing down.

HIGH PERFORMANCE PUMP KITS

Our superior pump kits come standard for each unit and are engineered for maximum output and reliability, giving DY the edge on high-volume, high-demand jobs.



PUMPS

DY CONCRETE PUMPS LINEUP INCLUDES:

10 BOOM PUMPS

3 TRAILER PUMPS

2 TRUCK MOUNTED LINE PUMPS

DY Concrete Pumps are built to handle a range of tasks, from routine jobs to demanding projects. Engineered with reliability and simplicity in mind, our pumps deliver maximum performance without compromising ease of use.

Every model is equipped with powerful pump kits and large engines, providing superior power to tackle even the toughest mixes and applications. Our pumps feature intuitive controls and intentional engineering that simplifies operation, minimizes maintenance, and ensures peak performance on every job.

Whether you're a seasoned operator or new to the industry, DY Concrete Pumps are designed to empower you with the performance and reliability you need to deliver quality work every time.



KEY FEATURES

Easy-to-clean hopper for efficient maintenance.

Built with premium-grade steel from trusted global suppliers.

Premium powertrain and hydraulic systems, Rexroth hydraulic pumps, and big mouth S-Tubes.

Emergency bypass switches to ensure uninterrupted operation.

Patented 360° continuous swing turret for unmatched flexibility.

Customizable remote controls.



BUILT TO PERFORM



AEM



SERVICE

SERVICE DOESN'T END WITH THE SALE.

Our Texas Service Center is a full-service facility dedicated to keeping your equipment in top condition. From routine maintenance to large-scale refurbishment projects, we ensure your pumps perform at their best throughout their lifecycle. Our experienced team is equipped to handle it all.

With DY's 24/7 support line, our team is always ready to assist, ensuring your equipment stays operational when you need it most. At DY, we're committed to minimize downtime and maximize your success, every step of the way.

THE DY SERVICE CENTER IS CAPABLE OF:

- Routine Pump and Chassis Maintenance
- Boom Replacement and Repair
- Driveline Repair and Replacement
- Hydraulic Hose and Hardline Fabrication
- Large-Scale Refurbishment Projects
- Mobile Repair Service
- And More!



**SERVICE ON
ALL MAKES AND MODELS
OF CONCRETE PUMPS**

FIELD SUPPORT ACROSS NORTH AMERICA:

If you can't come to us, we'll come to you.



**24/7
PHONE SUPPORT**



PARTS

DY Concrete Pumps operates a **7,000-square-foot parts facility serving all of North America**. Stocked with a comprehensive inventory, we provide parts for all concrete pumps, regardless of make or model. Whether you need a standard replacement part or a custom-built solution, our parts department is equipped to meet your needs and keep your equipment running efficiently.

THE DY PARTS DEPARTMENT OFFERS:

CUSTOM BOOM PIPE SYSTEMS

Custom CPMA certified KMT Boom Pipe Systems with durable paint made to stand up to sun, moisture, pressure, abrasion, and splatter.

ONLINE SHOPPING EXPERIENCE

New for 2026! In addition to by-phone and in store shopping, a dedicated parts webstore is now available for 24/7 shopping at shop.dyconcretepumps.com.

SHIPPING ACROSS NORTH AMERICA

Same-day shipping and express overnight shipping across North America with local delivery options available for DFW residents.

PARTS FOR ALL PUMP BRANDS

Fully stocked 7,000+ sq. ft. parts facility housing OEM and aftermarket parts for all major manufacturers.

At DY Concrete Pumps, we don't just supply parts—we deliver the reliability and speed you need to keep your projects on schedule and your equipment performing at its best.

2025: A YEAR IN REVIEW

THE DEFINING MOMENTS OF A REMARKABLE YEAR

World of Concrete 2025

Pictured: The popular DY 48X-5RZ, The Green Machine.



THE MOST SUCCESSFUL WORLD OF CONCRETE TO DATE

JANUARY - LAS VEGAS, NV

Beneath the neon Vegas lights, World of Concrete 2025 was in full swing at the Las Vegas Convention Center. DY Concrete Pumps' Central Hall booth was bustling with traffic all three days as passerby's snapped photos next to the 48X-5RZ, The Green Machine, while customer's tried their luck at the roulette prize wheel.

Each morning, Darcy Talks drew a crowd of eager listeners ready to hear what Darcy Feihle had to say that day. The debut of DY's VR Concrete Pump Simulator quickly

became the star of the show with seasoned operators and novices alike lining up to put their skills to the test.

WOC 2025 marked major milestones for DY; celebrating a decade of excellence in North America as well as unveiling three new trailer pump models. The show ended on a high note with the most signed deals to date. Connections made, new products debuted, and three memorable days in January resulted in the most successful World of Concrete for DY Concrete Pumps yet.



Pictured: An attendee testing out DY's VR Concrete Pump Simulator.



Pictured: DY employees pose with the AEM Manufacturing Express Tour Bus.

AEM VISITS DY TEXAS HEADQUARTERS

AUGUST - ALVARADO, TX

The Association of Equipment Manufacturers (AEM) toured Texas throughout August, visiting 22 manufacturing facilities across the state. DY Concrete Pumps was honored to be the only concrete pump manufacturer included on the AEM Manufacturing Express Texas Tour. The day of recognition for DY's team included educational displays, interactive games, signing of the "I Make America Pledge," and speeches. It was a proud moment for DY, highlighting its growth over the decade and contribution to America's future.

DY ROUND UP & RODEO

Pictured: A guest enjoying the mechanical bull.



CELEBRATING 10 YEARS, THE TEXAS WAY

JUNE - ALVARADO, TX

What would normally be a quiet Saturday morning at the DY Headquarters was the beginnings of a massive Texas-sized 10-Year Anniversary Round Up and Rodeo celebration. Dedicated employees made final preparations, vendors arrived, and the smell of BBQ filled the air.

More than 250 customers, friends, and colleagues traveled from across the U.S. and Canada to celebrate. By the time guests arrived at 10 am, DY's 50,000 sq. ft. manufacturing facility had fully transformed into an event space complete with armadillo racing, axe throwing, mechanical bull riding, live music, and more.

The celebration would not have been complete with out a Concrete Pump Rodeo and Show-N-Shine. Hopeful operators waited for their turn to compete in the rodeo inspired course. By the end of the day, three operators were crowned winners, with the first place belt buckle going to an operator from Cyclone Concrete Pumping (TX).

DY's 2025 Round Up and Rodeo was an incredible success made possible by loyal employees and supportive

guests. Ten years in the industry is a milestone DY is proud to have achieved. With the continued support of customers, family, and friends, DY is looking forward to another ten years of bringing dedicated quality and service to the concrete pump industry.



Pictured: The winner of the Concrete Pump Rodeo receiving his custom belt buckle.



Pictured: An operator competing in the concrete pump rodeo challenge.



DY INVITED TO MHC KENWORTH CELEBRATION JULY - ALVARADO, TX

DY Concrete Pumps was not the only manufacturer celebrating a historic milestone this year. MHC Kenworth celebrated 50 years of partnership, teamwork, and success in 2025. Invited by MHC Kenworth - South Fort Worth to celebrate with them in July, DY was honored to join in on the fun by displaying a 48X-5RZ on a Kenworth T880 during the event.

CUSTOMER SPOTLIGHT:



Pictured: Shamrock Concrete Pumping on the jobsite.

SHAMROCK CONCRETE PUMPING

OCTOBER - HARRISON, AR

In the mountains of North Arkansas sits Harrison, home to Ben Gilbert of Shamrock Concrete Pumping. Shamrock purchased its first pump, a DY 40X-5ZR, at World of Concrete 2025 where Gilbert spun the roulette wheel and landed a DY marketing spotlight. After taking delivery a few months later, DY stopped by in October visiting four unique jobsites over two days. Gilbert showcased his skills by navigating the rugged terrain of North Central Arkansas and performing on each job like a pro. Shamrock is the result of years of hard work and dedication by Gilbert, who recently took the step from operator to owner. With his ambition and professionalism, the future is bright for Shamrock Concrete Pumping.

2026 DY CONCRETE PUMP MODELS

TP-30 • TP-50 • TP-70

	TP-30	TP-50	TP-70
PISTON SIDE OUTPUT:	34 yd ³ /hr / 26 m ³ /hr	50 yd ³ /hr / 38 m ³ /hr	70 yd ³ /hr / 54 m ³ /hr
PISTON SIDE PRESSURE:	1,160 PSI / 80 BAR	1,160 PSI / 80 BAR	1,233 PSI / 85 BAR




CTY-100

PISTON SIDE OUTPUT: 70 yd³/hr / 53 m³/hr
 PISTON SIDE PRESSURE: 1,508 PSI / 104 BAR

HP-3250

PISTON SIDE OUTPUT: 144 yd³/hr / 110 m³/hr
 PISTON SIDE PRESSURE: 3,249 PSI / 244 BAR



20X-4RZ

VERTICAL REACH: 64' 11.5" / 19.85 m
 HORIZONTAL REACH: 52' 10" / 16.1 m

33X-5ZZ



VERTICAL REACH: 105' 8" / 32.2 m
 HORIZONTAL REACH: 91' 6" / 27.9 m



37X-4R

VERTICAL REACH: 119' 9" / 36.5 m
 HORIZONTAL REACH: 106' 8" / 32.5 m

38X-5ZR



VERTICAL REACH: 123' 4" / 37.5 m
 HORIZONTAL REACH: 109' 11" / 33.5 m



2026 DY CONCRETE PUMP MODELS



40X-5ZR

VERTICAL REACH: 130' 2" / 39.7 m
HORIZONTAL REACH: 117' 5" / 35.8 m



43X-5RZ



VERTICAL REACH: 138' 9" / 42.3 m
HORIZONTAL REACH: 125' 8" / 38.3 m



48X-5RZ

VERTICAL REACH: 155' 10" / 47.5 m
HORIZONTAL REACH: 141' 9" / 43.2 m



52X-5RZ



VERTICAL REACH: 168' / 51.2 m
HORIZONTAL REACH: 154' 10" / 47.2 m



57X-6RZ

VERTICAL REACH: 185' 4" / 56.6 m
HORIZONTAL REACH: 172' 3" / 52.5 m

63X-5RZ

VERTICAL REACH: 203' 7" / 62.1 m
HORIZONTAL REACH: 190' 7" / 58.1 m



PRODUCT FEATURES




1. 360° Continuous Swing

DY's flagship feature. Models with our unique 360-degree swivel coupling can rotate their turrets endlessly in both directions, offering unparalleled flexibility.



2. Emergency Bypass Switches

Informed by decades of concrete pumping expertise, we've identified three critical machine issues that can halt work. Our electrical bypass switches let you complete the job without losing time or concrete, and address the problem later.

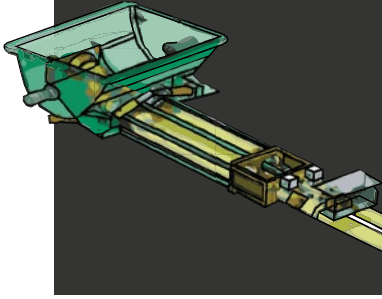


Electrical System

All DY electrical systems are built to be as simple and reliable as possible. Our systems are built with robust diode boards and relays with LED indicators for easy troubleshooting. Reliable hardware that's simple to fix, that's the DY Difference.



**BUILT TO
PERFORM**

3

3. Closed Loop Hydraulics
Our closed loop hydraulic pumping ensures a high volume output with a consistent and smooth flow at all pressure levels.

4

4. Electronically Controlled Hydraulic Valves
Smooth pump operation with electronically controlled valves, offering full manual overrides and fewer parts for low maintenance.

5

5. Automatic Greasing
Automatic electric hopper greasing system for hassle-free maintenance. Boom greasing systems are also standard on models 57X-6RZ and above.

6

6. Rear Remote Panel
The rear position of the switch box provides easy access for operators to fully control the machine when needed.

7

7. Hopper
Designed for ease of filling and cleaning, our hopper includes industry standard safety features and interlock switches.

8


8. Water Pump
High-pressure, hydraulic-driven centrifugal pump enables quick and efficient washouts.

9

9. Air Grease Pump
Standard on all models, this air-operated grease pump allows for easy manual greasing.

10

10. Oil Cooler
High capacity oil cooler designed for sustained hydraulic performance in any climate.

11

11. Hydraulic Pumps
Delivers exceptional performance, backed by the reliability of German Rexroth pump technology.

OPTIONS

Every operator is different, so every pump is too. DY offers a range of available options to build your machine exactly how you like it.

Available options:

- Multiple Styles of Remotes (HBC, Autec, & Scanreco)
- Air-Cuffs and Upgraded Air Compressors
- Tool and Equipment Storage
- Unlimited Paint and Vinyl
- Custom Builds Upon Request



NO CHINESE STEEL. EVER!

OUR NORTH AMERICAN EQUIPMENT IS BUILT TO THE HIGHEST STANDARDS USING PREMIUM-GRADE STEEL FROM TRUSTED GLOBAL SUPPLIERS. **NO CHINESE STEEL IS USED ON ANY PART. EVER.**



DY
Concrete Pumps Inc.



1. BOOM AND OUTRIGGERS

Steel Type: **STRENX** - Location: **SWEDEN**
Manufacturer: **SSAB**

Steel Type: **WELTEN 950** - Location: **JAPAN**
Manufacturer: **NIPPON STEEL**

Steel Type: **HITEN** - Location: **JAPAN**
Manufacturer: **JEF Steel**

Steel Type: **ATOS 80 & POSTEN**
Location: **SOUTH KOREA** - Manufacturer: **POSCO**

2. KMT BOOM PIPE

Steel Type: **EXLOY1000** - Location: **SOUTH KOREA**
Manufacturer: **KMT** - All KMT boom systems are fully CPMA certified and produced using in-house, high-quality Korean steel.

3. SUB-STRUCTURE

Steel Type: **ATOS 80 & POSTEN**
Manufacturer: **POSCO**
Location: **SOUTH KOREA**



1. GLOBAL SOURCING - Steel is sourced **exclusively** from trusted and friendly manufacturers in **Korea, Sweden, Japan, and Finland**. The quality and durability of our steel remains consistent across **all suppliers** and sources around the globe.

2. NO CHINESE STEEL. PERIOD. - We **do not use** Chinese steel. **Unlike other pump brands** in the North American market, this is a **non-negotiable standard for any DY boom pump** to ensure superior quality, reliability, and durability for our products.

3. CPMA CERTIFICATION - All booms and boom pipe systems are **CPMA-certified** and expertly crafted in South Korea using globally sourced, high-grade steel, ensuring unparalleled strength and reliability.

4. SUPPORTING DOCUMENTATION - For more details, call us directly at **1-844-397-8677**.

TRAILER PUMPS

DY Trailer Pumps deliver reliable power and performance for projects of every scale. With outputs of up to 30, 50, and 70 yd³/h, each model is engineered for smooth, consistent flow and built to handle any job with ease. Featuring advanced control systems, fuel-efficient technology, and rugged components, DY trailer pumps are designed to keep you pumping day in and day out. These machines offer the performance and dependability you need to keep your projects moving forward.



SCAN HERE FOR MORE INFORMATION ABOUT THE TP-50



TP-50 SPECIFICATIONS

DIMENSIONS & WEIGHT

Weight	8,047 lbs	3,650 kg
Length	16' 1"	4.91 m
Width	6' 6"	2 m
Height	7'	2.15 m

CAPACITIES

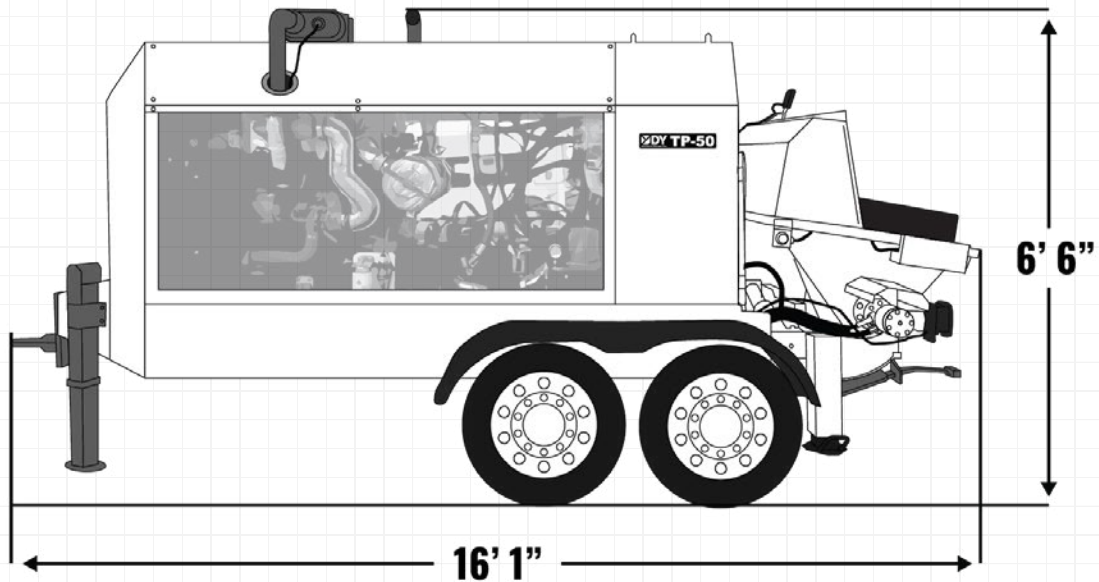
Hopper	12.4 ft ³	350L
Hydraulic Tank	62 Gal	234L
Fuel Tank	30 Gal	112L

TECHNICAL SPECIFICATIONS

Output: Rod Side	73 yd ³ /hr	56 m ³ /hr
Output: Piston Side	50 yd ³ /hr	38 m ³ /hr
Pressure: Rod Side	798 psi	55 bar
Pressure: Piston Side	1,160 psi	80 bar
Material Cylinder Diameter	6"	150 mm
Material Cylinder Stroke Length	39"	1000 mm
Max Strokes Per Minute	Piston Side	36
Hydraulic System	Closed Loop	
Hydraulic System Pressure	4,061 psi	280 bar



TP-50 DIMENSIONS



**POWERED THAT KEEPS YOU POURING
POWER THAT KEEPS YOU POURING.**



TP-30 SPECIFICATIONS

DIMENSIONS & WEIGHT

Weight	7,606 lbs	3,450 kg
Length	16' 1"	4.91 m
Width	6' 6"	2 m
Height	7'	2.15 m

CAPACITIES

Hopper	12.4 ft ³	350L
Hydraulic Tank	62 Gal	234L
Fuel Tank	30 Gal	112L

TECHNICAL SPECIFICATIONS

Output: Rod Side	50 yd ³ /hr	38 m ³ /hr
Output: Piston Side	34 yd ³ /hr	26 m ³ /hr
Pressure: Rod Side	798 psi	55 bar
Pressure: Piston Side	1,155 psi	80 bar
Material Cylinder Diameter	6"	150 mm
Material Cylinder Stroke Length	31"	800 mm
Max Strokes Per Minute	Piston Side	31
Hydraulic System	Closed Loop	
Hydraulic System Pressure	4,061 psi	280 bar



TP-70 SPECIFICATIONS

DIMENSIONS & WEIGHT

Weight	8,047 lbs	3,650 kg
Length	16' 1"	16' 1"
Width	6' 6"	1.79 m
Height	7'	2.15 m

CAPACITIES

Hopper	12.4 ft ³	350L
Hydraulic Tank	62 Gal	234L
Fuel Tank	30 Gal	112L

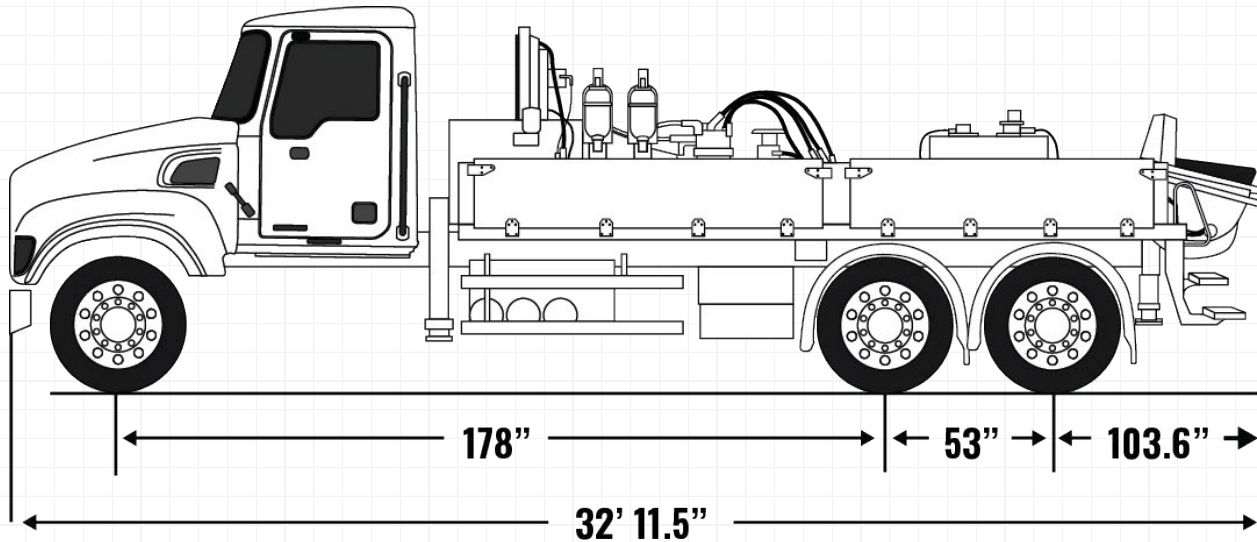
TECHNICAL SPECIFICATIONS

Output: Rod Side	105 yd ³ /hr	80 m ³ /hr
Output: Piston Side	70 yd ³ /hr	53 m ³ /hr
Pressure: Rod Side	798 psi	55 bar
Pressure: Piston Side	2,233 psi	85 bar
Material Cylinder Diameter	8"	200 mm
Material Cylinder Stroke Length	39"	1000 mm
Max Strokes Per Minute	Piston Side	29
Hydraulic System	Closed Loop	
Hydraulic System Pressure	4,061 psi	280 bar

HP-3250

TRUCK MOUNTED LINE PUMP

SCAN HERE FOR MORE
INFORMATION ABOUT
THIS PUMP



HIGH PRESSURE, HIGHER POTENTIAL.

The **HP-3250** stands out as the most versatile high-pressure line pump in the industry and is able to switch effortlessly between high- and low-pressure pumping. With an impressive output of 144 yards per hour, this high-pressure line pump is tailor-made for high-rise construction projects. Equipped with dual hydraulic coolers, the **HP-3250** ensures optimal performance even in challenging conditions.

FEATURES


- Closed Loop Hydraulic System
- Dual Top-Mounted Hydraulic Coolers
- Hard-Chromed Material Cylinders
- Dual Pressure System
- Wide Range of Chassis Options
- Rod Side Output: 144 yd³/hr | 110 m³/hr

HP-3250 SPECIFICATIONS

TECHNICAL SPECIFICATIONS

Output: Rod Side	164 yd ³ /hr	126 m ³ /hr
Output: Piston Side	144 yd ³ /hr	110 m ³ /hr
Pressure: Rod Side	2,205 psi	125 bar
Pressure: Piston Side	3,249 psi	244 bar
Material Cylinder Diameter	8"	200 mm
Material Cylinder Stroke Length	6' 11"	2,100 mm
Max Strokes Per Minute	Rod Side	28
	Piston Side	19
Volume Control	Zero to Full	
Hard-Chromed Material Cylinders	Standard	
Hydraulic System	Closed Loop	
Hydraulic System Pressure	5,075 psi	350 bar
Drive Cylinder Diameter	6.3"	160 mm
Rod Diameter	3.5"	90 mm
Maximum Size Aggregate	2.4"	60 mm

DY PARTS DEPARTMENT NOW ONLINE SHOP.DYCONCRETEPUMPS.COM



INTRODUCING THE NEWEST ONE-STOP SHOP FOR CONCRETE PUMP PARTS.
DY's online webshop at [Shop.DYConcretePumps.com](https://shop.dyconcretepumps.com) offers round-the-clock access to concrete pump parts. Browse our extensive selection online, place orders anytime, and count on quick shipping to stay jobsite ready.



Scan this QR code or visit
[Shop.DYConcretePumps.com](https://shop.dyconcretepumps.com)
explore our extensive inventory.



START SHOPPING NOW AT [SHOP.DYCONCRETEPUMPS.COM](https://shop.dyconcretepumps.com)

TRUCK MOUNTED LINE PUMP

CTY-100



**THE ULTIMATE LINE DUMPING SOLUTION.
THE ULTIMATE LINE PUMPING SOLUTION.**

The CTY-100 Line Pump redefines versatility and convenience, combining the power of a trailer pump with the efficiency of a truck-mounted system. This award-winning line pump offers unmatched bed space, a class-leading pump kit, and the flexibility to tackle a wide range of projects. With no CDL required, it allows your team to quickly mobilize and tackle jobs without added complexity. Offering ample storage for hose and system components, the **CTY-100** is the ultimate line pumping solution.



**SCAN HERE FOR MORE
INFORMATION ABOUT
THIS PUMP**



FEATURES

Closed Loop Hydraulic System
Hard-Chromed Material Cylinders
Total Weight: 17,380 lbs | 7,882 kg
Piston Side Output: 70 yd³/hr | 53 m³/hr
Water Tank Capacity: 131 Gal | 495L
Available Bed Space: 80.35 FT²
No CDL Required

CTY-100 SPECIFICATIONS

DIMENSIONS & WEIGHT

Weight	17,380 lbs	7,882 kg
Length	27' 11"	8.5 m
Width	8' 5"	2.45 m
Height	6' 8"	2.04 m

CAPACITIES

Hopper	14.1 ft ³	400L
Hydraulic Tank	45 Gal	170L
Water Tank	131 Gal	495L
Fuel Tank	56 Gal	211L

CHASSIS SPECIFICATIONS

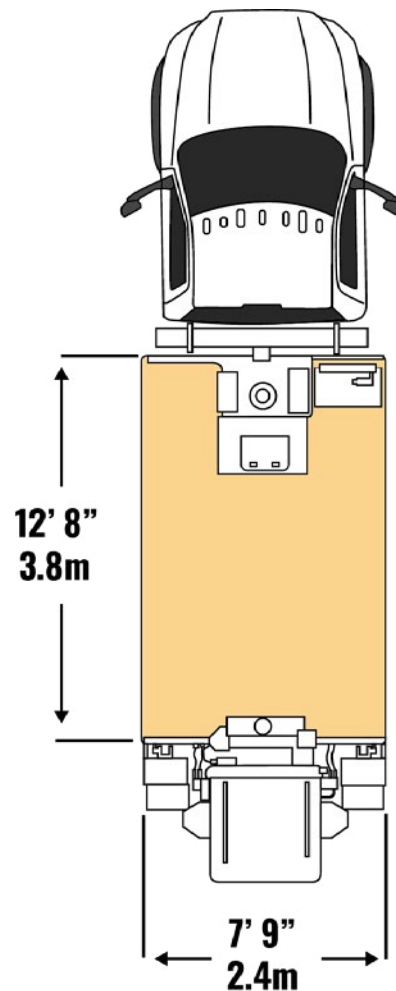
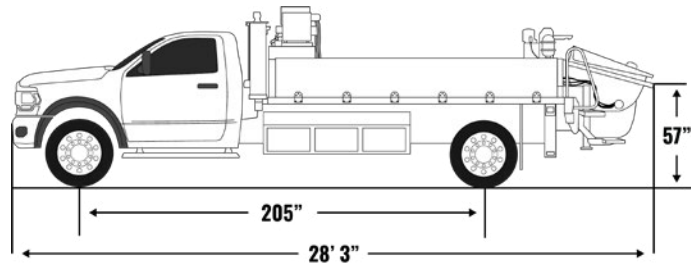
Chassis Options	Ford	F600
Max GVWR	19,500 lbs	8,845 kg

PUMP SPECIFICATIONS

Output: Rod Side	103 yd ³ /hr	78 m ³ /hr
Output: Piston Side	70 yd ³ /hr	53 m ³ /hr
Pressure: Rod Side	1,015 psi	70 bar
Pressure: Piston Side	1,508 psi	104 bar
Material Cylinder Diameter	8"	200 mm
Material Cylinder Stroke Length	47"	1,00mm
Max Strokes Per Minute	Rod Side Piston Side	34 23
Volume Control	Zero to Full	
Outlet	5"	125mm

Images and specifications are for reference only and may vary by truck model. DY Corporation may modify specifications without notice. Contact the factory for options.

DIMENSIONS



80.35 FT²
OF AVAILABLE BED SPACE.

TRUCK MOUNTED CONCRETE BOOM PUMP

20X-4ZR



BIG PERFORMANCE. SMALL FOOTPRINT.

The **20X-4ZR** is DY's most compact boom pump yet, bringing the same power, precision, and reliability you expect just in a smaller package. With an industry-leading unfolding height of just 12' 9.5", this pump is built for tight spaces and low-clearance environments. The 4-section ZR boom configuration delivers controlled movement and fast setup, making it ideal for residential pours, indoor work, and urban jobsites. Compact in size but uncompromising in strength, the **20X-4ZR** proves that big performance can come in a smaller footprint.



SCAN HERE FOR MORE
INFORMATION ABOUT
THIS PUMP



FEATURES

Short Unfolding Height
ZR Boom Configuration
Closed Loop Hydraulic System
Hard-Chromed Material Cylinders

Vertical Reach: 64' 11.5" | 19.85 m
Unfolding Height: 12' 9.5" | 3.9 m
Total Weight: 44,522 lbs | 20,195 kg
Piston Side Output: 78 yd³/hr | 60 m³/hr
Piston Side Pressure: 1,987 psi | 137 bar

20X-4ZR SPECIFICATIONS

AXLE WEIGHTS	LBS	KG
Front Axle Weight	11,319 lbs	5,134 kg
Rear Axle Weight	33,203 lbs	15,061 kg
Total Weight	44,522 lbs	20,195 kg

*Based on International 6x4

BOOM HEIGHT & REACH		
Vertical Reach	64' 11.5"	19.85 m
Horizontal Reach	52' 10"	16.1 m
Reach From Front Of Truck	41' 4"	12.6 m
Reach Depth	34' 9"	10.6 m
Unfolding Height	12' 9.5"	3.9 m

BOOM SECTION ARTICULATION	
1st Section Articulation	93°
2nd Section Articulation	180°
3rd Section Articulation	260°
4th Section Articulation	245°

BOOM SECTION LENGTHS		
1st Section Length	18' 1"	5.5 m
2nd Section Length	11' 7"	3.5 m
3rd Section Length	11' 7"	3.5 m
4th Section Length	12' 1"	3.7 m

GENERAL SPECIFICATIONS		
Pipeline Size (ID) Metric Ends	5"	125 mm
End Hose Length	9' 10"	3 m
End Hose Diameter	5"	125 mm
Outrigger Spread Front: Telescope Out	12' 2"	3.7 m
Outrigger Spread Rear: Swing Out	8' 8"	2.6 m

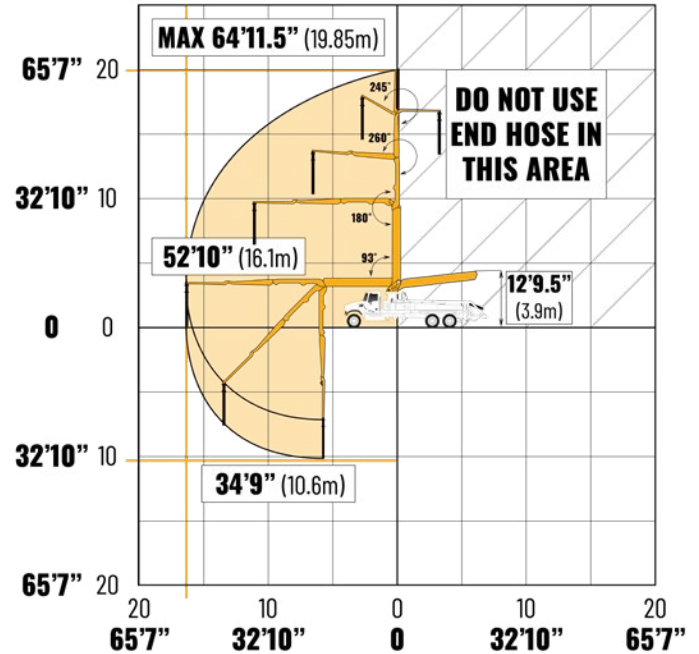
PUMP SPECIFICATIONS		
Output: Rod Side	126 yd ³ /hr	96 m ³ /hr
Output: Piston Side	78 yd ³ /hr	60 m ³ /hr
Pressure: Rod Side	1,232 psi	85 bar
Pressure: Piston Side	1,987 psi	137 bar
Material Cylinder Diameter	8"	200 mm
Max Strokes Per Minute	Rod Side: 31 Piston Side: 19	
Volume Control	Zero to Full	
Hopper Vibrator	Standard	
Hard-Chromed Material Cylinders	Standard	
Hydraulic System	Closed Loop	
Hydraulic System Pressure	4,713 psi	325 bar
Differential Cylinder Diameter	5"	130 mm
Rod Diameter	3"	80 mm
Maximum Size Aggregate	2.4"	60mm

Images and specifications are for reference only and may vary by truck model. DY Corporation may modify specifications without notice. Contact the factory for options.

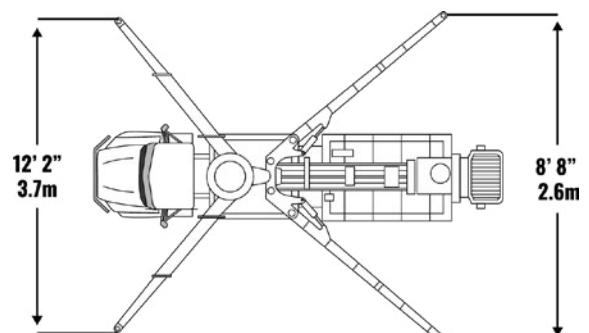
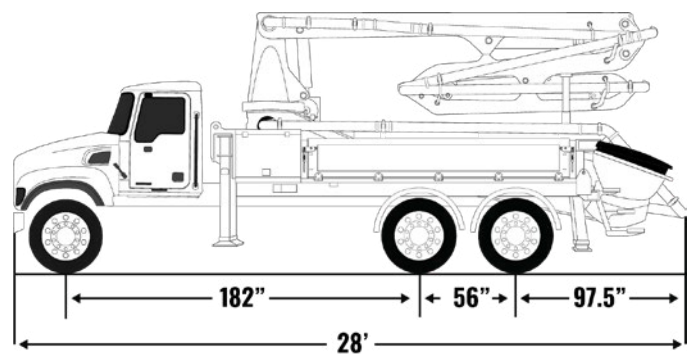
BOOM TYPE: 4-SECTION ZR

4 section articulation
20X-4ZR

WORKING RANGE



DIMENSIONS AND OUTRIGGER SPREAD



TRUCK MOUNTED CONCRETE BOOM PUMP

33X-5ZZ



PRECISION PLACEMENT IN TIGHT SPACES.

The **33X-5ZZ** is purpose-built for tight and challenging environments. Featuring a low unfolding height and a precise Double Z boom configuration, it's ideal for confined spaces like second-story mezzanines and columns. This pump's impressive reach, finesse controls, and 360-degree continuous swing make the **33X-5ZZ** the ultimate machine for tight jobsites. Renowned for precision and reliability, this pump excels in delivering finesse where other models fall short.



SCAN HERE FOR MORE
INFORMATION ABOUT
THIS PUMP



FEATURES

360° Continuous Swing Turret
ZZ Boom Configuration
Closed Loop Hydraulic System
Hard-Chromed Material Cylinders

Vertical Reach: 105' 8" | 32.2 m

Unfolding Height: 19' | 5.8 m

Total Weight: 55,820 lbs | 25,320 kg

Rod Side Output: 209 yd³/hr | 160 m³/hr

Water Tank Capacity: 132 Gal | 500L

33X-5ZZ SPECIFICATIONS

AXLE WEIGHTS

	LBS	KG
Front Axle Weight	16,460 lbs	7,466 kg
Rear Axle Weight	39,360 lbs	17,853 kg
Total Weight	55,820 lbs	25,320 kg

*Based on Western Star 47x 6x4 Chassis

BOOM HEIGHT & REACH

Vertical Reach	105' 8"	32.2 m
Horizontal Reach	91' 6"	27.9 m
Reach From Front Of Truck	82' 7"	25.16 m
Reach Depth	67' 7"	20.6 m
Unfolding Height	19'	5.8 m

BOOM SECTION ARTICULATION

1st Section Articulation	90°
2nd Section Articulation	180°
3rd Section Articulation	245°
4th Section Articulation	180°
5th Section Articulation	257°

BOOM SECTION LENGTHS

1st Section Length	25' 11"	7.9 m
2nd Section Length	16' 5"	5 m
3rd Section Length	16' 5"	5 m
4th Section Length	17' 3"	5.25 m
5th Section Length	17' 3"	5.25 m

GENERAL SPECIFICATIONS

Water Tank Capacity	132 gallons	500 litres
Pipeline Size (ID) Metric Ends	5"	125 mm
Rotation	360° Continuous	
End Hose Length	11' 6"	3.5 m
End Hose Diameter	5"	125 mm
Outrigger Spread Front: Telescope Out	18' 1"	5.5 m
Outrigger Spread Rear: Swing Out	21' 4"	6.5 m

PUMP SPECIFICATIONS


Output: Rod Side	209 yd ³ /hr	160 m ³ /hr
Output: Piston Side	141 yd ³ /hr	108 m ³ /hr
Pressure: Rod Side	1,232 psi	85 bar
Pressure: Piston Side	1,886 psi	130 bar
Material Cylinder Diameter	9"	230 mm
Max Strokes Per Minute	Rod Side Piston Side	31 21
Volume Control	Zero to Full	
Hopper Vibrator	Standard	
Hard-Chromed Material Cylinders	Standard	
Hydraulic System	Closed Loop	
Hydraulic System Pressure	5,075 psi	350 bar
Differential Cylinder Diameter	5.5"	140 mm
Rod Diameter	3"	80 mm
Maximum Size Aggregate	2.4"	60mm

Images and specifications are for reference only and may vary by truck model. DY Corporation may modify specifications without notice. Contact the factory for options.

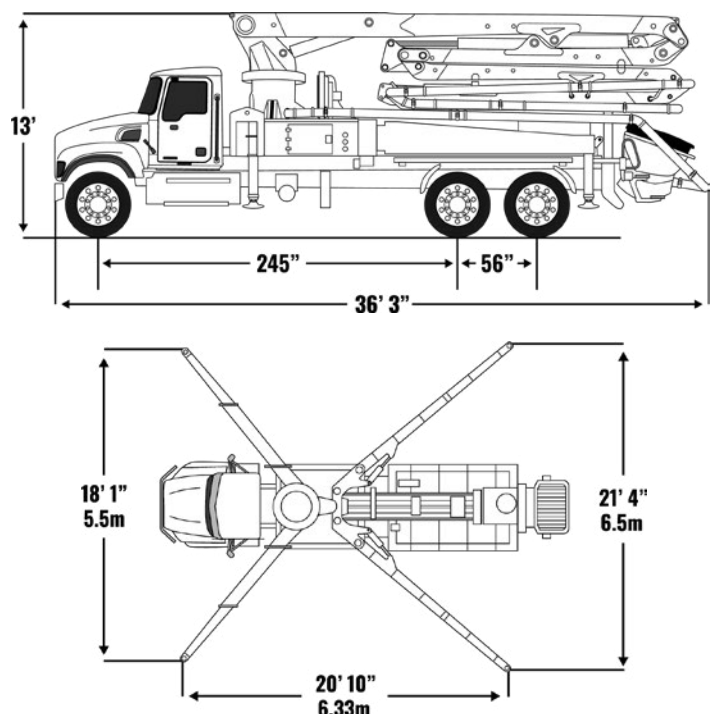
BOOM TYPE: 5-SECTION ZZ

5 section articulation
33X-5ZZ

WORKING RANGE



DIMENSIONS AND OUTRIGGER SPREAD



TRUCK MOUNTED CONCRETE BOOM PUMP

37X-4R



SIMPLICITY THAT DRIVES PERFORMANCE.

The **37X-4R** is built for simplicity, reliability, and value. Featuring DY's straightforward electrical and hydraulic systems and the classic Roll and Fold boom design with a 240-degree third section, this model delivers consistent performance with minimal complexity. Its robust 16-cell pump kit handles tough mixes effortlessly, and the smooth, reliable boom ensures high-volume pumping with a fast setup and tear down. Designed for operations that prioritize uptime and efficiency, the **37X-4R** is a versatile workhorse that earns its place in any fleet.



**SCAN HERE FOR MORE
INFORMATION ABOUT
THIS PUMP**

FEATURES

- R Boom Configuration
- Closed Loop Hydraulic System
- Hard-Chromed Material Cylinders
- Vertical Reach: 119' 9" | 36.5 m
- Unfolding Height: 27' 7" | 8.4 m
- Total Weight: 57,040 lbs | 25,872 kg
- Piston Side Output: 141 yd³/hr | 108 m³/hr
- Water Tank Capacity: 132 Gal | 500L

37X-4R SPECIFICATIONS

AXLE WEIGHTS

	LBS	KG
Front Axle Weight	17,580 lbs	8,339 kg
Rear Axle Weight	39,460 lbs	17,898 kg
Total Weight	57,040 lbs	25,872 kg

*Based on Western Star 47X 6x4 Chassis

BOOM HEIGHT & REACH

Vertical Reach	119' 9"	36.5 m
Horizontal Reach	106' 8"	32.5 m
Reach From Front Of Truck	101' 7"	30.96 m
Reach Depth	78' 1"	23.8 m
Unfolding Height	27' 7"	8.4 m

BOOM SECTION ARTICULATION

1st Section Articulation	93°
2nd Section Articulation	180°
3rd Section Articulation	240°
4th Section Articulation	250°

BOOM SECTION LENGTHS

1st Section Length	29' 9"	8.9 m
2nd Section Length	25' 9"	7.85 m
3rd Section Length	25' 11"	7.9 m
4th Section Length	25' 9"	7.85 m

GENERAL SPECIFICATIONS

Water Tank Capacity	132 Gal	500L
Pipeline Size (ID) Metric Ends	5"	125 mm
End Hose Length	11' 6"	3.5 m
End Hose Diameter	5"	125 mm
Outrigger Spread Front: Telescope Out	20' 4"	6.2 m
Outrigger Spread Rear: Swing Out	24' 11"	7.6 m

PUMP SPECIFICATIONS

Output: Rod Side	209 yd ³ /hr	160 m ³ /hr
Output: Piston Side	141 yd ³ /hr	108 m ³ /hr
Pressure: Rod Side	1,262 psi	87 bar
Pressure: Piston Side	1,886 psi	130 bar
Material Cylinder Diameter	9"	230 mm
Max Strokes Per Minute	Rod Side Piston Side	31 21
Volume Control	Zero to Full	
Hopper Vibrator	Standard	
Hard-Chromed Material Cylinders	Standard	
Hydraulic System	Closed Loop	
Hydraulic System Pressure	5,075 psi	350 bar
Differential Cylinder Diameter	5.5"	140 mm
Rod Diameter	3"	80 mm
Maximum Size Aggregate	2.4"	60 mm

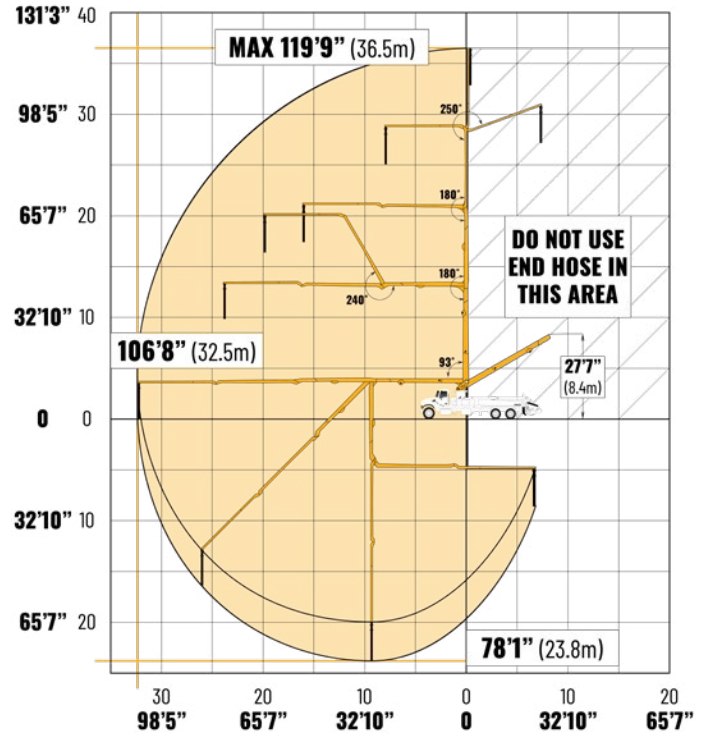
Images and specifications are for reference only and may vary by truck model. DY Corporation may modify specifications without notice. Contact the factory for options.

BOOM TYPE: 4-SECTION R

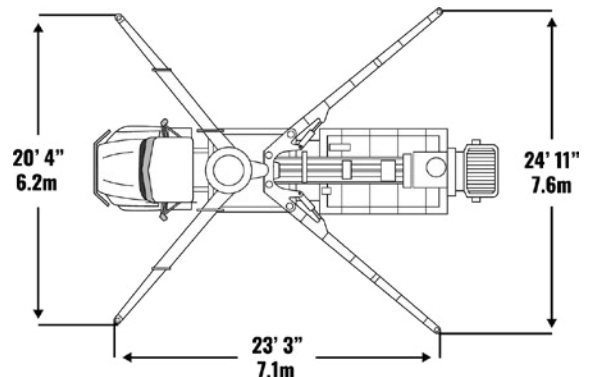
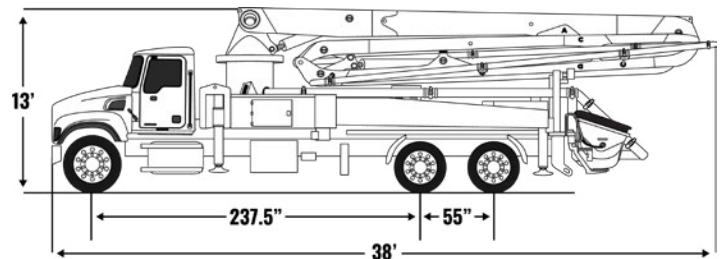
4 section articulation

37X-4R

WORKING RANGE



DIMENSIONS AND OUTRIGGER SPREAD



TRUCK MOUNTED CONCRETE BOOM PUMP

38X-5ZR



**FROST LAW COMPLIANT
SPECIFICATIONS NOW AVAILABLE**

THE STANDARD FOR INDUSTRY STANDARD.

The **38X-5ZR** is the benchmark, industry-standard concrete pump, combining adaptability, reliability, and performance. Its 360-degree continuous ZR boom offers the flexibility and precision needed to excel on any residential or light commercial project. With the reach to handle just about anything you set your mind to, the **38X-5ZR** is the ultimate mid-size workhorse. Built for operators who demand consistency and peace of mind, this machine delivers dependable performance every day, ensuring you can focus on the job, not the equipment.



**SCAN HERE FOR MORE
INFORMATION ABOUT
THIS PUMP**



FEATURES

- 360° Continuous Swing Turret
- ZR Boom Configuration
- Closed Loop Hydraulic System
- Hard-Chromed Material Cylinders
- Vertical Reach: 123' 4" | 37.5 m
- Unfolding Height: 23' 7" | 7.2 m
- Total Weight: 57,870 lbs | 26,249 kg
- Piston Side Output: 141 yd³/hr | 108 m³/hr
- Water Tank Capacity: 132 Gal | 500L

38X-5ZR SPECIFICATIONS

AXLE WEIGHTS

	LBS	KG
Front Axle Weight	18,386 lbs	8,339 kg
Rear Axle Weight	39,484 lbs	17,909 kg
Total Weight	57,870 lbs	26,249 kg

*Based on Western Star 47X 6x4 Chassis

BOOM HEIGHT & REACH

Vertical Reach	123' 4"	37.5 m
Horizontal Reach	109' 11"	33.5 m
Reach From Front Of Truck	97' 5"	29.7 m
Reach Depth	83' 4"	25.4 m
Unfolding Height	23' 7"	7.2 m

BOOM SECTION ARTICULATION

1st Section Articulation	92°
2nd Section Articulation	180°
3rd Section Articulation	245°
4th Section Articulation	180°
5th Section Articulation	250°

BOOM SECTION LENGTHS

1st Section Length	27' 3"	8.3 m
2nd Section Length	20'	6.1 m
3rd Section Length	20'	6.1 m
4th Section Length	21' 4"	6.5 m
5th Section Length	21' 4"	6.5 m

GENERAL SPECIFICATIONS

Water Tank Capacity	132 Gal	500L
Outrigger Fuel Tank Capacity	37 Gal	140L
Pipeline Size (ID) Metric Ends	5"	125 mm
Rotation	360° Continuous	
End Hose Length	11' 6"	3.5 m
End Hose Diameter	5"	125 mm
Outrigger Spread Front: Telescope Out	20' 4"	6.2 m
Outrigger Spread Rear: Swing Out	24' 11"	7.6 m

PUMP SPECIFICATIONS

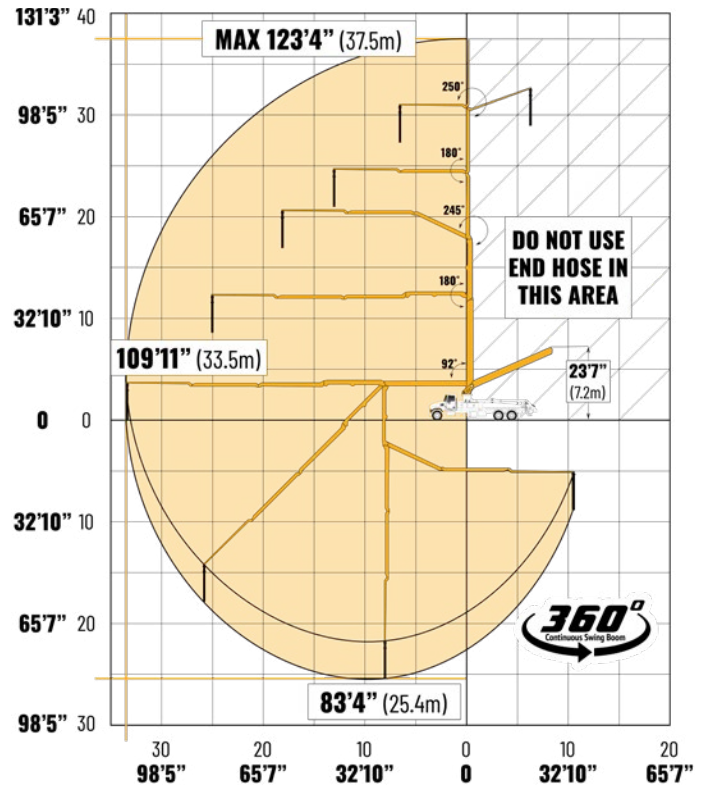
Output: Rod Side	209 yd ³ /hr	160 m ³ /hr
Output: Piston Side	141 yd ³ /hr	108 m ³ /hr
Pressure: Rod Side	1,232 psi	85 bar
Pressure: Piston Side	1,886 psi	130 bar
Material Cylinder Diameter	9"	230 mm
Max Strokes Per Minute	Rod Side	31
	Piston Side	21
Volume Control	Zero to Full	
Hopper Vibrator	Standard	
Hard-Chromed Material Cylinders	Standard	
Hydraulic System	Closed Loop	
Hydraulic System Pressure	5,075 psi	350 bar
Differential Cylinder Diameter	5.5"	140 mm
Rod Diameter	3"	80 mm
Maximum Size Aggregate	2.4"	60 mm

Images and specifications are for reference only and may vary by truck model. DY Corporation may modify specifications without notice. Contact the factory for options.

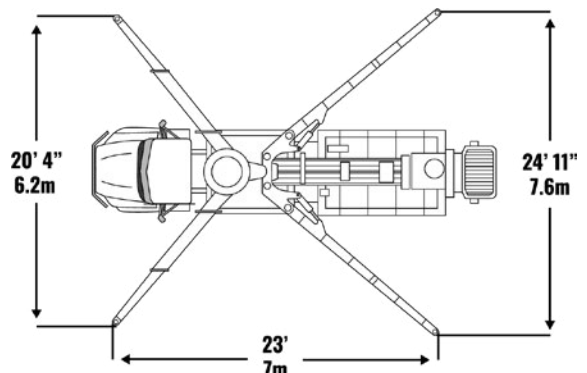
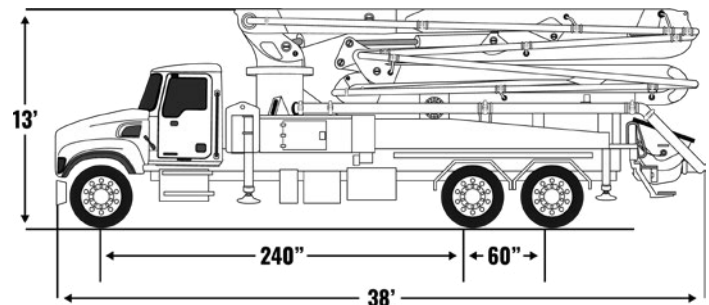
BOOM TYPE: 5-SECTION ZR

5 section articulation
38X-5ZR

WORKING RANGE



DIMENSIONS AND OUTRIGGER SPREAD



TRUCK MOUNTED CONCRETE BOOM PUMP

40X-5ZR



MAXIMIZING REACH ON 2 AXLES MAXIMIZING REACH ON 3 AXLES.

The **40X-5ZR** maximizes the potential of a 3-axle chassis, offering the largest reach and pump capacity achievable on this platform. With its 40-meter ZR boom, it provides the reach needed for larger projects while maintaining the maneuverability and efficiency operators depend on daily. This 40-meter workhorse is a fleet favorite, tackling everything from residential pours to challenging commercial jobs with ease. For businesses looking to get the most out of a 3-axle chassis, the **40X-5ZR** delivers unmatched performance and dependability.



SCAN HERE FOR MORE
INFORMATION ABOUT
THIS PUMP

FEATURES

- 360° Continuous Swing Turret
- ZR Boom Configuration
- Closed Loop Hydraulic System
- Hard-Chromed Material Cylinders
- Vertical Reach: 130' 2" | 39.7 m
- Unfolding Height: 24' 11" | 7.6 m
- Total Weight: 60,440 lbs | 27,415 kg
- Piston Side Output: 141 yd³/hr | 108 m³/hr
- Water Tank Capacity: 132 Gal | 500L

40X-5ZR SPECIFICATIONS

AXLE WEIGHTS

	LBS	KG
Front Axle Weight	19,141 lbs	8,682 kg
Rear Axle Weight	41,299 lbs	18,733 kg
Total Weight	60,440 lbs	27,415 kg

*Based on Western Star 47X 6x4 Chassis

BOOM HEIGHT & REACH

Vertical Reach	130' 2"	39.7 m
Horizontal Reach	117' 5"	35.8 m
Reach From Front Of Truck	107'	32.6 m
Reach Depth	89' 9"	27.4 m
Unfolding Height	24' 11"	7.6 m

BOOM SECTION ARTICULATION

1st Section Articulation	90°
2nd Section Articulation	180°
3rd Section Articulation	245°
4th Section Articulation	180°
5th Section Articulation	250°

BOOM SECTION LENGTHS

1st Section Length	27' 7"	8.4 m
2nd Section Length	22'	6.7 m
3rd Section Length	22'	6.7 m
4th Section Length	23'	7 m
5th Section Length	23'	7 m

GENERAL SPECIFICATIONS

Water Tank Capacity	132 Gal	500L
Outrigger Fuel Tank Capacity	53 Gal	200L
Pipeline Size (ID) Metric Ends	5"	125 mm
Rotation	360° Continuous	
End Hose Length	11' 6"	3.5 m
End Hose Diameter	5"	125 mm
Outrigger Spread Front: Telescope Out	21'	6.4 m
Outrigger Spread Rear: Swing Out	28' 7"	8.7 m

PUMP SPECIFICATIONS


Output: Rod Side	209 yd ³ /hr	160 m ³ /hr
Output: Piston Side	141 yd ³ /hr	108 m ³ /hr
Pressure: Rod Side	1,232 psi	85 bar
Pressure: Piston Side	1,886 psi	130 bar
Material Cylinder Diameter	9"	230 mm
Max Strokes Per Minute	Rod Side Piston Side	31 21
Volume Control	Zero to Full	
Hopper Vibrator	Standard	
Hard-Chromed Material Cylinders	Standard	
Hydraulic System	Closed Loop	
Hydraulic System Pressure	5,075 psi	350 bar
Differential Cylinder Diameter	5.5"	140 mm
Rod Diameter	3"	80 mm
Maximum Size Aggregate	2.4"	60 mm

Images and specifications are for reference only and may vary by truck model. DY Corporation may modify specifications without notice. Contact the factory for options.

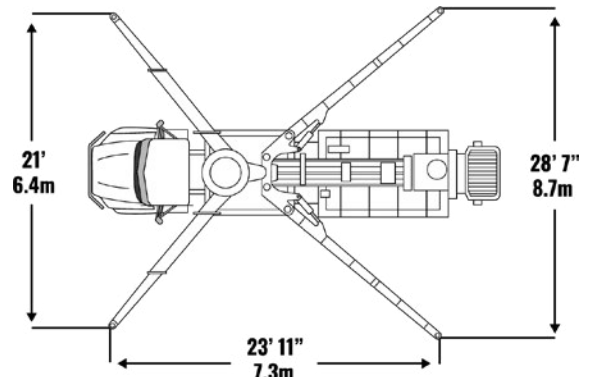
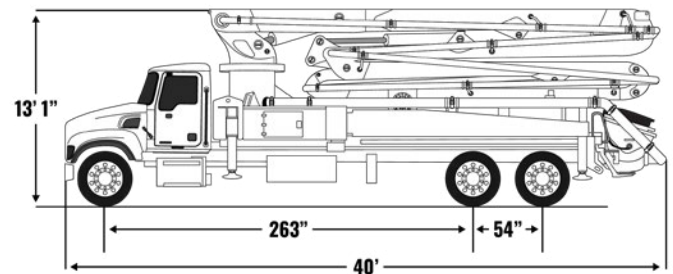
BOOM TYPE: 5-SECTION ZR

5 section articulation
40X-5ZR

WORKING RANGE



DIMENSIONS AND OUTRIGGER SPREAD



TRUCK MOUNTED CONCRETE BOOM PUMP

43X-5RZ

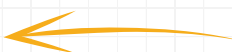


THE NIMBLE BIG BOOM SOLUTION. THE NIMBLE BIG BOOM SOLUTION.

The **43X-5RZ** marks the entry point into DY's big boom category and the beginning of the RZ boom lineup. With a five-section RZ boom and a 360-degree continuous swing turret, this model provides exceptional reach and precise control for larger commercial or residential applications. As nimble as a big boom can be, the **43X-5RZ** delivers the power needed for high-volume pours while maintaining unmatched maneuverability, making it a top choice for demanding jobsites.



SCAN HERE FOR MORE
INFORMATION ABOUT
THIS PUMP



FEATURES

- 360° Continuous Swing Turret
- RZ Boom Configuration
- Closed Loop Hydraulic System
- Hard-Chromed Material Cylinders
- Vertical Reach: 138' 9" | 42.3 m
- Unfolding Height: 26' 11" | 8.2 m
- Total Weight: 71,100 lbs | 32,250 kg
- Piston Side Output: 141 yd³/hr | 108 m³/hr
- Water Tank Capacity: 211 Gal | 800L

43X-5RZ SPECIFICATIONS

AXLE WEIGHTS

	LBS	KG
Front Axle Weight	19,460 lbs	8,827 kg
Rear Axle Weight	51,640 lbs	23,424 kg
Total Weight	71,100 lbs	32,250 kg

*Based on Western Star 47X 6x4 Chassis

BOOM HEIGHT & REACH

Vertical Reach	138' 9"	42.3 m
Horizontal Reach	125' 8"	38.3 m
Reach From Front Of Truck	120' 7"	36.76 m
Reach Depth	101' 1"	30.8 m
Unfolding Height	26' 11"	8.2 m

BOOM SECTION ARTICULATION

1st Section Articulation	92°
2nd Section Articulation	180°
3rd Section Articulation	180°
4th Section Articulation	245°
5th Section Articulation	250°

BOOM SECTION LENGTHS

1st Section Length	25' 7"	7.8 m
2nd Section Length	22' 4"	6.8 m
3rd Section Length	23' 7"	7.2 m
4th Section Length	26' 3"	8 m
5th Section Length	27' 6"	8.39 m

GENERAL SPECIFICATIONS

Water Tank Capacity	211 Gal	800L
Outrigger Fuel Tank Capacity	79 Gal	300L
Pipeline Size (ID) Metric Ends	5"	125 mm
Rotation	360° Continuous	
End Hose Length	11' 6"	3.5 m
End Hose Diameter	5"	125 mm
Outrigger Spread Front: Telescope Out	26' 3"	8 m
Outrigger Spread Rear: Swing Out	29' 10"	9.1 m

PUMP SPECIFICATIONS


Output: Rod Side	209 yd ³ /hr	160 m ³ /hr
Output: Piston Side	141 yd ³ /hr	108 m ³ /hr
Pressure: Rod Side	1,232 psi	85 bar
Pressure: Piston Side	1,886 psi	130 bar
Material Cylinder Diameter	9"	230 mm
Max Strokes Per Minute	Rod Side Piston Side	31 21
Volume Control	Zero to Full	
Hopper Vibrator	Standard	
Hard-Chromed Material Cylinders	Standard	
Hydraulic System	Closed Loop	
Hydraulic System Pressure	5,075 psi	350 bar
Differential Cylinder Diameter	5.5"	140 mm
Rod Diameter	3"	80 mm
Maximum Size Aggregate	2.4"	60 mm

Images and specifications are for reference only and may vary by truck model. DY Corporation may modify specifications without notice. Contact the factory for options.

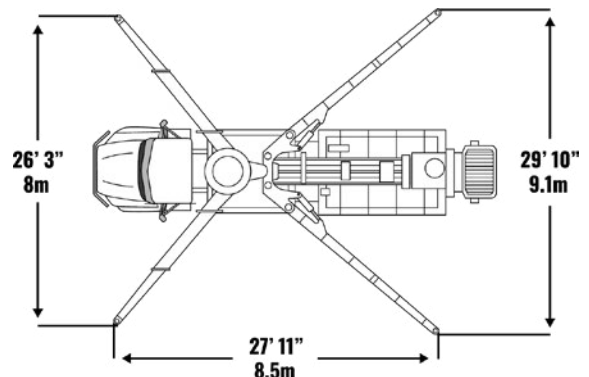
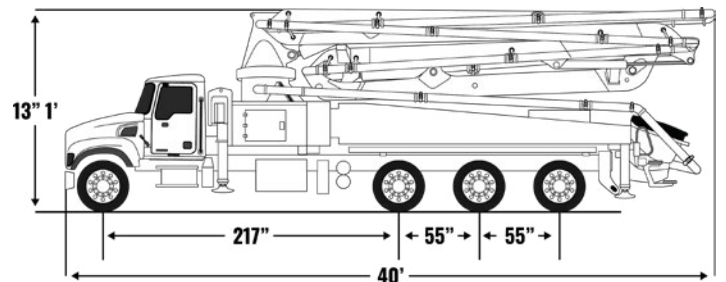
BOOM TYPE: 5-SECTION RZ

5 section articulation
43X-5RZ

WORKING RANGE



DIMENSIONS AND OUTRIGGER SPREAD



TRUCK MOUNTED CONCRETE BOOM PUMP

48X-5RZ



THE MODERN-DAY WORKHORSE THE MODERN-DAY WORKHORSE.

The **48X-5RZ** is a modern-day workhorse, engineered to maximize the capabilities of a 4-axle chassis. Featuring a 360-degree continuous swing turret, it offers exceptional reach and robust output, excelling in large commercial projects while maintaining the maneuverability and efficiency needed for high-demand residential tasks. Built to thrive in diverse and challenging environments, the **48X-5RZ** consistently delivers maximum performance, making it the trusted choice for operators tackling demanding jobsites.



SCAN HERE FOR MORE
INFORMATION ABOUT
THIS PUMP



FEATURES

- 360° Continuous Swing Turret
- RZ Boom Configuration
- Closed Loop Hydraulic System
- Hard-Chromed Material Cylinders
- Vertical Reach: 155' 10" | 47.5 m
- Unfolding Height: 34' 1" | 10.4 m
- Total Weight: 74,691 lbs | 33,879 kg
- Piston Side Output: 141 yd³/hr | 108 m³/hr
- Water Tank Capacity: 211 Gal | 800L

48X-5RZ SPECIFICATIONS

AXLE WEIGHTS

	LBS	KG
Front Axle Weight	17,863 lbs	8,102 kg
Rear Axle Weight	56,828 lbs	25,777 kg
Total Weight	74,691 lbs	33,879 kg

*Based on Mack Granite 8x6 Chassis

BOOM HEIGHT & REACH

Vertical Reach	155' 10"	47.5 m
Horizontal Reach	141' 9"	43.2 m
Reach From Front Of Truck	133' 5"	40.66 m
Reach Depth	111' 11"	34.1 m
Unfolding Height	34' 1"	10.4 m

BOOM SECTION ARTICULATION

1st Section Articulation	92°
2nd Section Articulation	180°
3rd Section Articulation	180°
4th Section Articulation	245°
5th Section Articulation	250°

BOOM SECTION LENGTHS

1st Section Length	31' 2"	9.5 m
2nd Section Length	25' 7"	7.8 m
3rd Section Length	25' 3"	7.7 m
4th Section Length	29' 6"	9 m
5th Section Length	30' 10"	9.4 m

GENERAL SPECIFICATIONS

Water Tank Capacity	211 Gal	800L
Outrigger Fuel Tank Capacity	106 Gal	400L
Pipeline Size (ID) Metric Ends	5"	125 mm
Rotation	360° Continuous	
End Hose Length	11' 6"	3.5 m
End Hose Diameter	5"	125 mm
Outrigger Spread Front: Telescope Out	29' 1"	8.87 m
Outrigger Spread Rear: Swing Out	31' 6"	9.6 m

PUMP SPECIFICATIONS


Output: Rod Side	209 yd ³ /hr	160 m ³ /hr
Output: Piston Side	141 yd ³ /hr	108 m ³ /hr
Pressure: Rod Side	1,232 psi	85 bar
Pressure: Piston Side	1,886 psi	130 bar
Material Cylinder Diameter	9"	230 mm
Max Strokes Per Minute	Rod Side Piston Side	31 21
Volume Control	Zero to Full	
Hopper Vibrator	Standard	
Hard-Chromed Material Cylinders	Standard	
Hydraulic System	Closed Loop	
Hydraulic System Pressure	5,075 psi	350 bar
Differential Cylinder Diameter	5.5"	140 mm
Rod Diameter	3"	80 mm
Maximum Size Aggregate	2.4"	60 mm

Images and specifications are for reference only and may vary by truck model. DY Corporation may modify specifications without notice. Contact the factory for options.

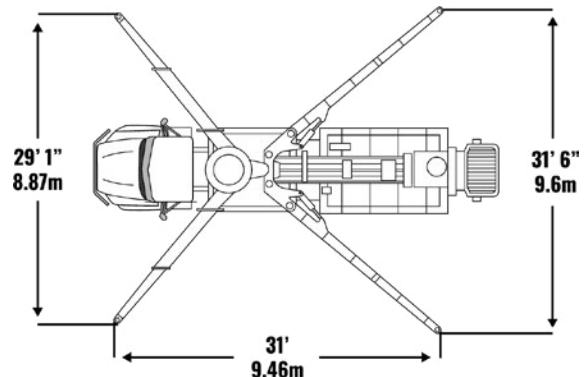
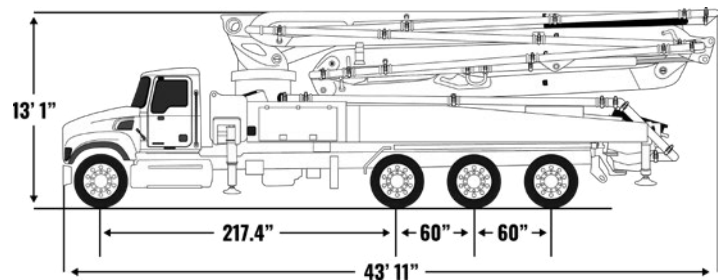
BOOM TYPE: 5-SECTION RZ

5 section articulation
48X-5RZ

WORKING RANGE



DIMENSIONS AND OUTRIGGER SPREAD



TRUCK MOUNTED CONCRETE BOOM PUMP

52X-5RZ



UNMATCHED STABILITY, UNPARALLELED REACH.

The **52X-5RZ** is DY's largest model with a 360-degree continuous swing, amplifying the benefits of this feature in a way no other pump can match. This 52-meter big boom stands apart as a unique option, offering the stability, precision, and smooth operation that only DY can deliver. Built for substantial pours and demanding commercial sites, the **52X-5RZ** redefines what operators can expect from a 52-meter pump.



SCAN HERE FOR MORE
INFORMATION ABOUT
THIS PUMP

FEATURES

360° Continuous Swing Turret
RZ Boom Configuration
Closed Loop Hydraulic System
Hard-Chromed Material Cylinders

Vertical Reach: 168' | 51.18 m

Unfolding Height: 34' 1" | 10.4 m

Total Weight: 92,087 lbs | 41,770 kg

Piston Side Output: 158 yd³/hr | 121 m³/hr

Water Tank Capacity: 211 Gal | 800L

52X-5RZ SPECIFICATIONS

AXLE WEIGHTS

	LBS	KG
Front Axle Weight	37,522 lbs	17,020 kg
Rear Axle Weight	54,564 lbs	24,720 kg
Total Weight	92,087 lbs	41,770 kg

*Based on Mack Terra Pro

BOOM HEIGHT & REACH

Vertical Reach	168'	51.2 m
Horizontal Reach	154' 10"	47.2 m
Reach From Front Of Truck	148' 2"	45.16 m
Reach Depth	122' 8"	37.39 m
Unfolding Height	34' 1"	10.4 m

BOOM SECTION ARTICULATION

1st Section Articulation	92°
2nd Section Articulation	180°
3rd Section Articulation	180°
4th Section Articulation	245°
5th Section Articulation	256°

BOOM SECTION LENGTHS

1st Section Length	33' 6"	10.2 m
2nd Section Length	29'	8.85 m
3rd Section Length	28' 8"	8.75 m
4th Section Length	31' 8"	9.65 m
5th Section Length	31' 12"	9.75 m

GENERAL SPECIFICATIONS

Water Tank Capacity	211 Gal	800L
Outrigger Fuel Tank Capacity	127 Gal	480L
Pipeline Size (ID) Metric Ends	5"	125 mm
Rotation	360° Continuous	
End Hose Length	11' 6"	3.5 m
End Hose Diameter	5"	125 mm
Outrigger Spread Front: Telescope Out	30' 6"	9.3 m
Outrigger Spread Rear: Swing Out	40'	12.2 m

PUMP SPECIFICATIONS

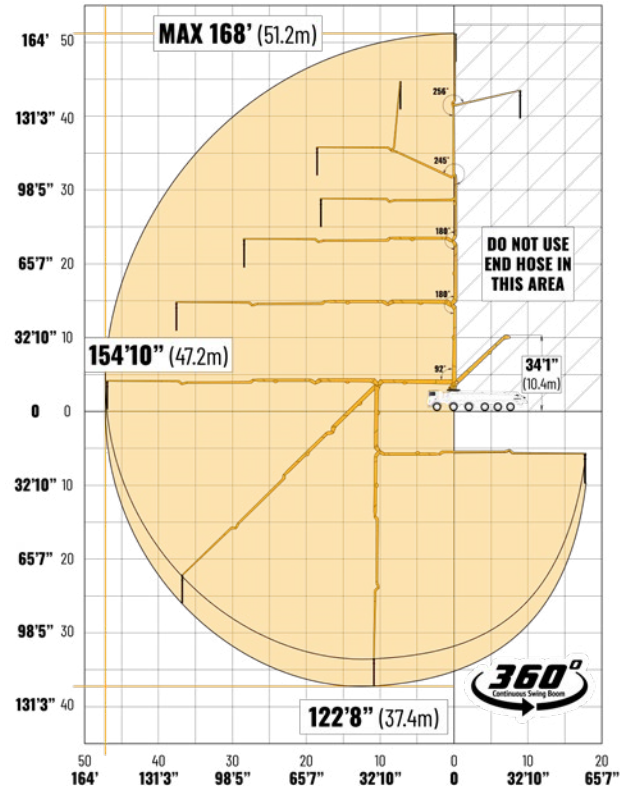
Output: Rod Side	235 yd ³ /hr	180 m ³ /hr
Output: Piston Side	158 yd ³ /hr	121 m ³ /hr
Pressure: Rod Side	1,232 psi	85 bar
Pressure: Piston Side	1,886 psi	130 bar
Material Cylinder Diameter	9"	230 mm
Max Strokes Per Minute	Rod Side Piston Side	34 23
Volume Control	Zero to Full	
Hopper Vibrator	Standard	
Hard-Chromed Material Cylinders	Standard	
Hydraulic System	Closed Loop	
Hydraulic System Pressure	5,075 psi	350 bar
Differential Cylinder Diameter	5.5"	140 mm
Rod Diameter	3"	80 mm
Maximum Size Aggregate	2.4"	60 mm

Images and specifications are for reference only and may vary by truck model. DY Corporation may modify specifications without notice. Contact the factory for options.

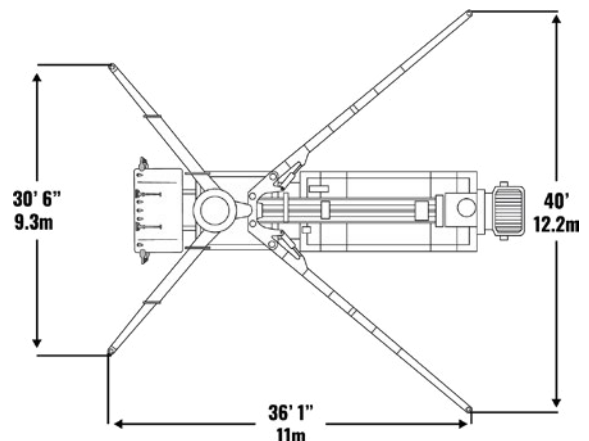
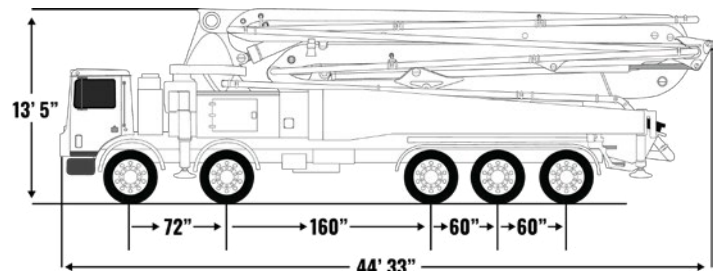
BOOM TYPE: 5-SECTION RZ

5 section articulation
52X-5RZ

WORKING RANGE



DIMENSIONS AND OUTRIGGER SPREAD



TRUCK MOUNTED CONCRETE BOOM PUMP

57X-6RZ



ENGINEERED FOR TOWERING PROJECTS.

The **57X-6RZ** is a towering powerhouse, designed to dominate high-rise and complex commercial projects. With its six-section RZ boom, this massive pump allows operators to tackle elevated points with ease. Its added flexibility includes a three-joystick remote, enabling it to function as a standard 5RZ when required. Built for the most ambitious vertical tasks, the **57X-6RZ** combines exceptional height, versatility, and control, making it an indispensable tool for tackling the construction industry's most challenging projects.



SCAN HERE FOR MORE
INFORMATION ABOUT
THIS PUMP

FEATURES

RZ Boom Configuration
Closed Loop Hydraulic System
Available in Tridem Axle Configuration

Vertical Reach: 185' 4" | 56.5 m
Unfolding Height: 38' 1" | 11.6 m
Total Weight: 95,504 lbs | 43,320 kg
Piston Side Output: 158 yd³/hr | 121 m³/hr
Water Tank Capacity: 211 Gal | 800L

57X-6RZ

SPECIFICATIONS

AXLE WEIGHTS

	LBS	KG
Front Axle Weight	36,706 lbs	16,650 kg
Rear Axle Weight	58,841 lbs	26,690 kg
Total Weight	95,504 lbs	43,320 kg

*Based on Mack Terra Pro

BOOM HEIGHT & REACH

Vertical Reach	185' 4"	56.5 m
Horizontal Reach	172' 3"	52.5 m
Reach From Front Of Truck	165' 7"	50.46 m
Reach Depth	136' 6"	41.6 m
Unfolding Height	38' 1"	11.6 m

BOOM SECTION ARTICULATION

1st Section Articulation	91°
2nd Section Articulation	180°
3rd Section Articulation	180°
4th Section Articulation	245°
5th Section Articulation	240°
6th Section Articulation	90°

BOOM SECTION LENGTHS

1st Section Length	37' 1"	11.3 m
2nd Section Length	30' 4"	9.25 m
3rd Section Length	30' 4"	9.25 m
4th Section Length	36' 1"	11 m
5th Section Length	22' 8"	6.9 m
6th Section Length	14' 9"	4.8 m

GENERAL SPECIFICATIONS

Water Tank Capacity	211 Gal	800L
Outrigger Fuel Tank Capacity	132 Gal	500L
Pipeline Size (ID) Metric Ends	5"	125 mm
End Hose Length	11' 6"	3.5 m
End Hose Diameter	5"	125 mm
Outrigger Spread Front: Telescope Out	38' 9"	11.8 m
Outrigger Spread Rear: Swing Out	40' 4"	12.3 m

PUMP SPECIFICATIONS

Output: Rod Side	235 yd ³ /hr	180 m ³ /hr
Output: Piston Side	158 yd ³ /hr	121 m ³ /hr
Pressure: Rod Side	1,232 psi	85 bar
Pressure: Piston Side	1,886 psi	130 bar
Material Cylinder Diameter	9"	230 mm
Max Strokes Per Minute	Rod Side Piston Side	34 23
Volume Control	Zero to Full	
Hopper Vibrator	Standard	
Hard-Chromed Material Cylinders	Standard	
Hydraulic System	Closed Loop	
Hydraulic System Pressure	5,075 psi	350 bar
Differential Cylinder Diameter	5.5"	140 mm
Rod Diameter	3"	80 mm
Maximum Size Aggregate	2.4"	60 mm

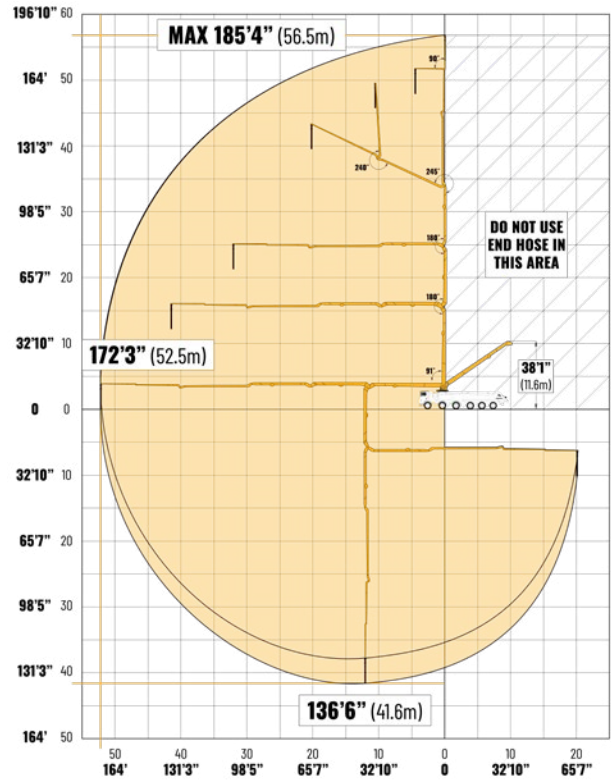
Images and specifications are for reference only and may vary by truck model. DY Corporation may modify specifications without notice. Contact the factory for options.

BOOM TYPE: 6-SECTION RZ

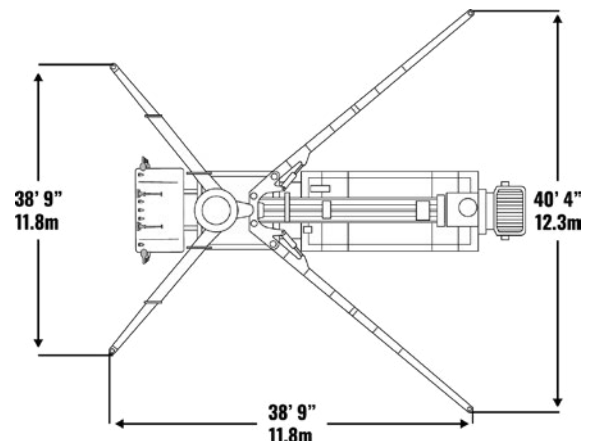
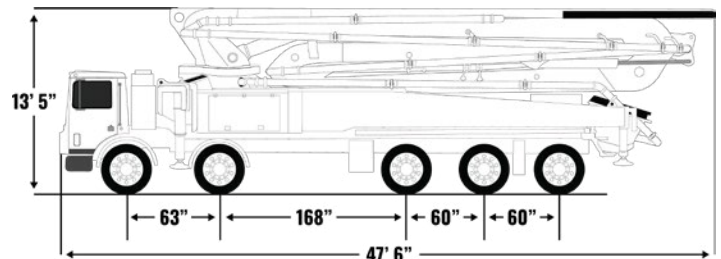
6 section articulation
57X-6RZ



WORKING RANGE



DIMENSIONS AND OUTRIGGER SPREAD



TRUCK MOUNTED CONCRETE BOOM PUMP

63X-5RZ

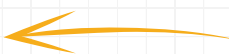


THE PINNACLE OF DV DEPENDANCE
THE PINNACLE OF DY PERFORMANCE.

The **63X-5RZ** is designed to tackle monumental infrastructure projects with ease. With an impressive 63 meters of vertical reach, this boom pump is ideal for large-scale pours on stadiums, bridges, and major industrial sites. Its durable construction, powerful pump kit, and operator-friendly design ensure dependable performance and efficiency on the toughest jobs. Engineered for power and dependability, **the 63X-5RZ** redefines what's possible on the jobsite.



SCAN HERE FOR MORE
INFORMATION ABOUT
THIS PUMP



FEATURES

RZ Boom Configuration
Closed Loop Hydraulic System
Hard-Chromed Material Cylinders

Vertical Reach: 203' 9" | 62.1 m

Unfolding Height: 42' 8" | 13 m

Total Weight: 126,640 lbs | 57,443 kg

Piston Side Output: 158 yd³/hr | 121 m³/hr

Water Tank Capacity: 132 Gal | 500L

63X-5RZ SPECIFICATIONS

AXLE WEIGHTS

	LBS	KG
Front Axle Weight	15,830 lbs	7,180 kg
Rear Axle Weight	15,830 lbs	7,180 kg
Total Weight	126,640 lbs	57,443 kg

*Based on Mack Terra Pro

BOOM HEIGHT & REACH

Vertical Reach	203' 9"	62.1 m
Horizontal Reach	190' 7"	58.1 m
Reach From Front Of Truck	183' 11"	56.06 m
Reach Depth	149' 7"	45.6 m
Unfolding Height	42' 8"	13 m

BOOM SECTION ARTICULATION

1st Section Articulation	91°
2nd Section Articulation	180°
3rd Section Articulation	180°
4th Section Articulation	230°
5th Section Articulation	230°

BOOM SECTION LENGTHS

1st Section Length	41"	12.5 m
2nd Section Length	33' 5"	10.2 m
3rd Section Length	33' 1"	10.1 m
4th Section Length	41"	12.5 m
5th Section Length	42"	12.8 m

GENERAL SPECIFICATIONS

Water Tank Capacity	132 Gal	500L
Outrigger Fuel Tank Capacity	159 Gal	600L
Pipeline Size (ID) Metric Ends	5"	125 mm
End Hose Length	11' 6"	3.5 m
End Hose Diameter	5"	125 mm
Outrigger Spread Front: Telescope Out	37' 7"	11.5 m
Outrigger Spread Rear: Swing Out	47' 7"	14.5 m

PUMP SPECIFICATIONS

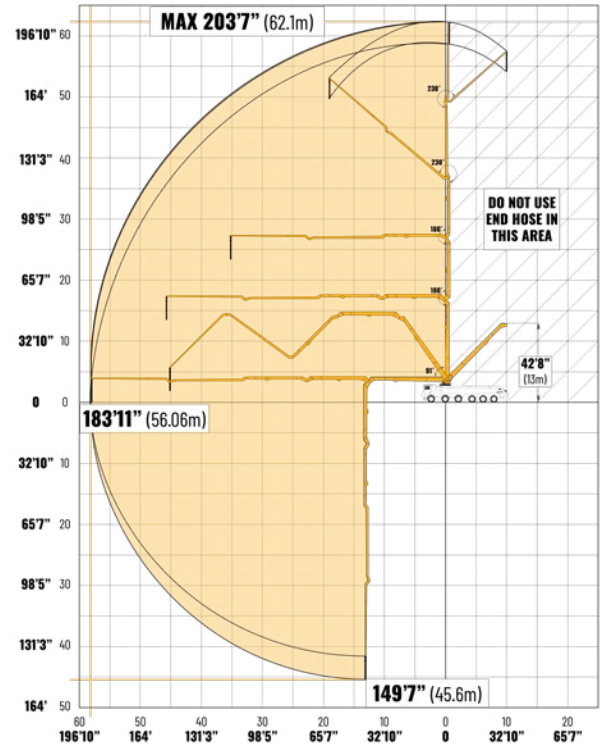
Output: Rod Side	235 yd ³ /hr	180 m ³ /hr
Output: Piston Side	158 yd ³ /hr	121 m ³ /hr
Pressure: Rod Side	1,232 psi	85 bar
Pressure: Piston Side	1,886 psi	130 bar
Material Cylinder Diameter	9"	230 mm
Max Strokes Per Minute	Rod Side Piston Side	34 23
Volume Control	Zero to Full	
Hopper Vibrator	Standard	
Hard-Chromed Material Cylinders	Standard	
Hydraulic System	Closed Loop	
Hydraulic System Pressure	5,075 psi	350 bar
Differential Cylinder Diameter	5.5"	140 mm
Rod Diameter	3"	80 mm
Maximum Size Aggregate	2.4"	60 mm

Images and specifications are for reference only and may vary by truck model. DY Corporation may modify specifications without notice. Contact the factory for options.

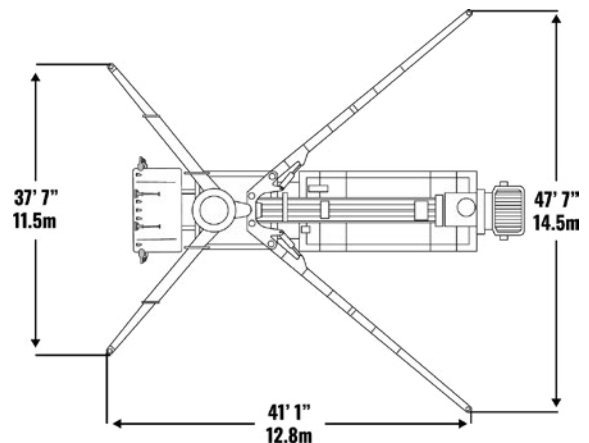
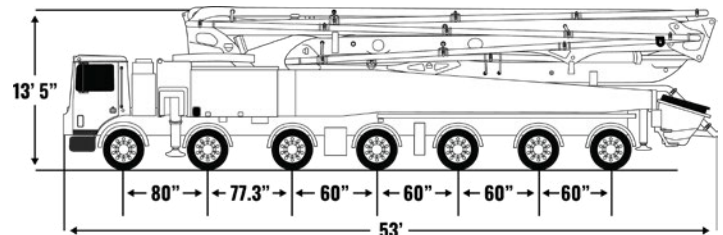
BOOM TYPE: 5-SECTION RZ

5 section articulation
63X-5RZ

WORKING RANGE



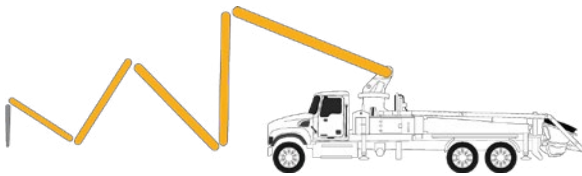
DIMENSIONS AND OUTRIGGER SPREAD



BOOM TYPE CONFIGURATIONS

DY Concrete Pumps has four distinct boom configurations to cater to various needs, providing operators with the necessary tools for the job. Whether you're looking for enhanced maneuverability in tight spaces, a straightforward option for an array of jobsite conditions, versatility for intricate placements, or increased articulation, our lineup ensures you have the right equipment for your concrete pumping needs.

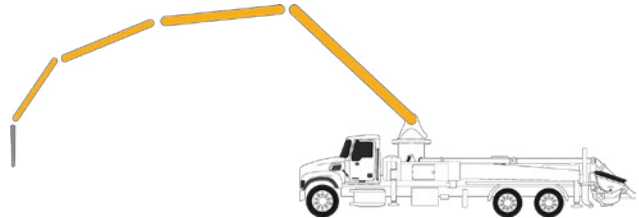
ZZ



AVAILABLE MODEL: 33X-5ZZ

This ZZ Boom configuration features sections that fold directly on top of each other, much like an accordion. It is designed to provide the lowest possible unfolding height. It excels in situations where low working heights are crucial, allowing for unmatched maneuverability in confined spaces such as buildings.

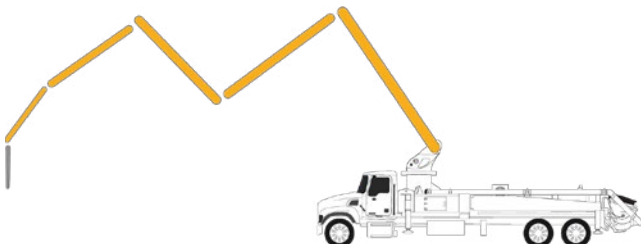
R



AVAILABLE MODEL: 37X-4R

Renowned for its simplicity and ease of operation, the R Boom configuration is a reliable choice for a wide range of job site conditions. This configuration utilizes a tried-and-true design with four sections that roll and fold. Operators appreciate its straightforward and versatile controls for fast setups and tear downs.

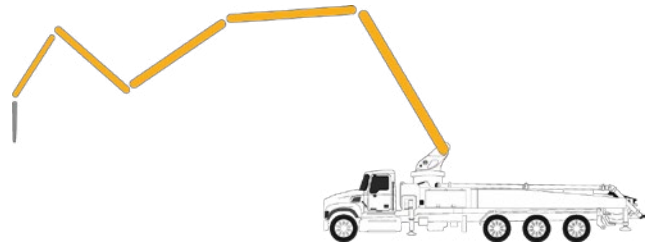
ZR



AVAILABLE MODELS: 20X-4ZR, 38X-5ZR, 40X-5ZR

The ZR configuration is an adaptation of the Z boom, incorporating the advantages of a True Z design with an impressive 250-degree articulation in the rolling tip section. The ZR was engineered for weaving under obstacles or into buildings, making it suitable for a wide spectrum of concrete placement tasks.

RZ



AVAILABLE MODELS: 43X-5RZ, 48X-5RZ, 52X-5RZ, 57X-6RZ, 63X-5RZ

Offering remarkable versatility, the RZ Boom configuration design allows operators to position the boom for tasks ranging from large volume pours to intricate placements. The RZ boom is many operator's favorite for its versatility on long sweeping pours, and its ability to maneuver tight spaces.

48X-5RZ

SHANK CONCRETE PUMPING
NAPOLEON, OH, USA



1-844-397-8677

BUY CONCRETE EQUIPMENT



CALL NOW!
¡LLAMA AHORA!
APPELEZ-NOUS!
682-350-9949

USED
INVENTORY

NEW
INVENTORY

SELL
EQUIPMENT

ONLINE
FINANCING

BUY AND SELL QUALITY CONCRETE EQUIPMENT

BuyConcreteEquipment.com is the go-to marketplace for buying and selling used concrete equipment. Open to everyone, it offers a diverse selection of pumps and machinery, including power trowels and laser screeds. International buyers can access reliable equipment tailored to their local regulations, infrastructure, and project demands, making it easier to find the right tools for the job. Designed to simplify transactions, BCE connects buyer with sellers, helping operators expand fleets and seize new opportunities with ease.

COMPRE Y VENTA EQUIPOS DE HORMIGÓN

BuyConcreteEquipment.com es el mercado para la compra y venta de bombas de hormigón usadas, con opciones adicionales para equipos de hormigón como fratasadoras y reglas láser. Los compradores internacionales pueden encontrar equipos fiables adaptados a sus necesidades locales, lo que facilita la ampliación de flotas y la realización de nuevos proyectos. La plataforma simplifica las transacciones, conectando a vendedores y compradores con facilidad.

QUALITÉ ÉQUIPEMENT POUR LE BÉTON

BuyConcreteEquipment.com est la place de marché pour l'achat et la vente de pompes à béton d'occasion, avec des options supplémentaires pour l'équipement de béton comme les truelles électriques et les chapes laser. Les acheteurs internationaux peuvent trouver des équipements fiables adaptés à leurs besoins locaux, ce qui facilite l'expansion des flottes et la prise en charge de nouveaux projets. La plateforme simplifie les transactions en mettant facilement en relation les vendeurs et les acheteurs.



CALL **(682) 350-9949** FOR A QUOTE TODAY
OR VISIT **BUYCONCRETEEQUIPMENT.COM**

CHASSIS OPTIONS

HIGH POWERED ENGINES ALWAYS COME STANDARD

MACK TERRAPRO

MACK GRANITE

KENWORTH T880

DY Concrete Pumps mounts on a wide range of trusted chassis options. No matter the manufacturer, every chassis is spec'd with the largest available engine and a dual frame as standard because a strong pump starts with a strong truck. It's a standard built for performance, reliability, and real-world pumping demands.

CALL 1-844-397-8677 TO CONNECT WITH YOUR DY SALES REPRESENTATIVE, EXPLORE OPTIONS, AND FIND THE RIGHT FIT FOR YOUR NEXT PUMP.

Popular Manufacturers:



NOW MOUNTING ON INTERNATIONAL CHASSIS!

DY Concrete Pumps is proud to be the first concrete pump manufacturer to mount on International chassis. Paired with a DY pump, these heavy-duty trucks deliver the power and durability needed to tackle demanding jobs. Talk to your DY sales representative to learn more about this new mounting option.

INTERNATIONAL
HX620



INTERNATIONAL
Southwest Trucks

THE DY SERVICE CENTER

COMPREHENSIVE SERVICE FOR ALL MAKES AND MODELS OF CONCRETE PUMPS

DY Concrete Pumps' dedicated Service Center is operated by industry-leading pump technicians ready to assist you with any of your concrete pump needs. The DY Service Center conveniently provides pump maintenance for every concrete pump make and model available in the United States and Canada. Our ability to work on a wide range of equipment sets the DY Service Center apart from most service options currently available.

Expect fast, attentive service from our knowledgeable staff at our Service Center. The DY Service Center is the premier choice for concrete pump maintenance; we know how to get it done.

Some of the services we offer include:

● SERVICE ON ALL MAKES AND MODELS

The DY Service Center is not just for DY Pumps. Our talented service team has decades of industry experience working with all makes and models of concrete pumps, including, but not limited to, Putzmeister, Sany, Schwing, Alliance, Concord, Cifa, and Reed.

● REMOTE CONTROL REPAIR

On top of carrying Autech Remote Systems, our team can repair most make and model remote systems. Including but not limited to: HBC, Scanreco, and Autech.

● BOOM SYSTEM REPLACEMENT

Re-piping your boom system is a cumbersome and time-consuming job. Looking to re-pipe your concrete pump but don't have the time or manpower to do so? The DY Service Team will remove and replace your system for you. We measure and make systems in-house for all makes and models.

● INSPECTION REPORTS

Keep your fleet running in peak condition with regular Inspection Reports by one of our expert Service Technicians. Inspection Reports include a 40-point system inspection, consulting, and a detailed report on necessary or upcoming maintenance.

● CUSTOM DRIVELINE, HYDRAULIC HOSES & HARDLINES

We provide expert driveline repair, replacement, and in-house driveshaft manufacturing to keep your equipment running at peak performance. With advanced tools like a hydraulic hose assembly table and tubing bender, we can fabricate custom hydraulic hoses and hardlines for any machine.

● REFURBISHMENTS

Our Texas Service Center is equipped to handle large-scale refurbishment projects, including repainting, reconditioning, and restoring equipment to like-new condition.

● HEAVY EQUIPMENT REPAIR

Full-service repair for concrete pumps, chassis, and other job-site equipment. If it works a job, we work on it—our service team is experienced in a wide range of machinery and is equipped to handle repairs beyond just concrete pumps.



**CALL TO SCHEDULE AN
APPOINTMENT TODAY!**

1-844-397-8677

CTY-100

BAKER CONCRETE PUMPING
SANFORD, FL, USA





DY PARTS DEPARTMENT

DY Concrete Pumps keeps your fleet running with one of the largest parts inventories in the industry. From bumper to boom, count on ultra-hardened KMT pipe systems, specialized solutions, and fast shipping across North America to reduce downtime and maximize productivity.

1-844-397-8677
Shop.DYConcretePumps.com

EXPRESS SHIPPING ACROSS NORTH AMERICA.

Same-day shipping and express overnight options available, ensuring parts arrive fast to keep projects moving forward.

CPMA CERTIFIED BOOM PIPE SYSTEMS.

Custom-made boom pipe systems using ultrahardened, CPMA Certified KMT pipe ensuring a perfect fit for any machine.

PARTS FOR ALL MAKES AND MODELS.

7,000-sqft parts facility serving all of North America stocked with a comprehensive inventory for all concrete pumps, regardless of make or model.

SHOP IN-STORE, BY PHONE, AND NOW ONLINE

Parts orders can be placed in person, by phone, or through the online webshop, with the same level of dedicated service across all channels.

PARTS WEBSHOP



NEW FOR 2026: DY CONCRETE PUMPS' PARTS WEBSHOP

DY's new online webshop, Shop.DYConcretePumps.com, delivers around-the-clock access to parts, with easy ordering and quick shipping to stay jobsite ready.

VISIT SHOP.DYCONCRETEPUMPS.COM TO START SHOPPING TODAY.

AMERICAN PARTS DEPARTMENT

4521 CR 616 Alvarado,
Texas, USA 76009

CANADIAN PARTS DEPARTMENT

10720-48 St. SE Calgary,
AB, Canada T2C 3E1

TO SHOP, CALL OR VISIT:
1-844-397-8677
Shop.DYConcretePumps.com



YOUR RELIABLE SOURCE FOR:

- CONCRETE PUMP PARTS
- PIPE SYSTEMS • HOSES

AND MORE!

EXPRESS PARTS

WWW.DYCONCRETEPUMPS.COM | 49

A large, white industrial robotic arm is the central focus of the image, positioned in a spacious, brightly lit factory or warehouse. The arm is complex, with multiple joints and a long, articulated reach. In the background, a person wearing a red hard hat and a dark jacket is visible, standing near the base of the robot. The floor is concrete, and there are some white plastic bags or debris in the lower-left corner. The overall scene conveys a sense of large-scale industrial manufacturing.

**BIG EQUIPMENT
REQUIRES
BIG EQUIPMENT**

WE DON'T HAVE THE LARGEST PAINT BOOTH IN THE SOUTH JUST FOR FUN.

At DY Concrete Pumps, we operate the largest paint booth in the Southern United States because we build some of the largest equipment in the country.

Now, we are opening up our booth to you.

DY's paint team is capable of any paint or repair job you can throw at them.

From mixers and dump trucks to heavy-duty equipment and more, our state-of-the-art facilities and expert team push the boundaries of what's possible in efficiency, quality, and reliability.

So whether it's big, small, complicated, or all of the above, trust that DY can put the best paint job in the industry on it.



**BUILT TO
PERFORM**

Howdy from DY Concrete Pumps'




HEADQUARTERS

SEE THE SIGHTS
DURING A
PERSONAL TOUR
OF DY CONCRETE
PUMPS TEXAS
HEADQUARTERS

Explore eight active production bays and experience the build process up close. Visit the DY Service Center and meet skilled technicians ready to handle any make or model of concrete pump. Browse the 7,000 sq. ft. Parts Department, fully stocked with everything needed to keep equipment running strong. Step inside the state-of-the-art downdraft paint booth, the largest in the South, and see where every pump gets its high-quality paint. There's so much to discover at DY's Texas headquarters

VISIT THE LONE STAR STATE AND EXPERIENCE THE DY DIFFERENCE FIRST HAND.



SCAN THIS QR CODE TO FIND YOUR LOCAL SALES REPRESENTATIVE AND REACH OUT TO SCHEDULE A TOUR:



LET'S BUILD THE CONCRETE PUMP OF YOUR DREAMS

At DY Concrete Pumps, we love to make dreams come true. We offer complete pump customization from our vinyl wraps to perfectly color-matched paint jobs and the option to add on additional accessories; our team loves the challenge of creating something unique for you.

IF YOU CAN DREAM IT, WE CAN BUILD IT!



**BUILT TO
PERFORM**



40X-5ZR

SHAMROCK CONCRETE PUMPING
HARRISON, AR, USA







Get technical education through hands on training with DY Concrete Pumps.

DY offers comprehensive technical training courses catered to operators and mechanics of all levels. Our courses include introductory training on DY's electrical and hydraulic systems and more advanced training on these systems, ensuring that you gain a deep understanding of our equipment, no matter your skill level. Each session combines classroom theory with practical, hands-on training components. Our educational simulations and demonstrations ensure a dynamic learning experience that reinforces theory through hands-on practice. With an average size class of 10-12 participants, these sessions provide a personalized learning environment where every attendee can understand the intricacies of our equipment and systems.

Our instructor, Darcy Feihle, is DY's Director of Operations who brings over 30 years of industry experience. With Darcy's instruction, you'll gain insights and skills that are second to none. Whether you're just starting in the field or have years of experience, our Technical Training is inclusive and aims to enrich your expertise. Join us in embracing the future of concrete pumping through DY Concrete Pumps' Technical Training and take your skills to the next level.

COURSE HIGHLIGHTS

- Introduction to DY's electrical and hydraulic systems
- Advanced training on system operation and diagnostics
- Hands-on troubleshooting with live equipment
- Safety best practices for operators and mechanics
- Real-world simulations and demonstrations
- Small class sizes for personalized learning (10-12 participants)

**SCHEDULE A TECHNICAL TRAINING COURSE
WITH YOUR CREW BY REACHING OUT TO
TRAINING@DYCONCRETEPUMPS.COM**

TECHNICAL TRAINING



**EMPOWERING OUR CUSTOMERS WITH KNOWLEDGE TO
ENHANCE THEIR EXPERIENCE WITH OUR PRODUCTS.**

33X-5ZZ

PUMPCO

DUNDEE, OH, USA

Both units mounted on the newly available International HX620 chassis.



37X-4R

SCHROEDER CONCRETE PUMPING
CAMDEN, OH, USA





DY SERVICE CENTER

TEXAS BASED. RENOWNED NATIONWIDE.



**GENERAL MAINTENANCE • DRIVELINE REPAIR • HYDRUALIC HOSE FABRICATION •
ELECTRONIC REMOTE REPAIR • INSPECTION REPORTS • BOOM SYSTEM
REPLACEMENT • HOPPER REBUILDS • REFURBISHMENTS & MORE!**

At DY's 12,000 sq. ft. Service Center, concrete pump maintenance and repair are handled with precision and care. Receive service from qualified technicians who understand how critical it is to minimize lost revenue when a pump is down. Every job is backed by decades of hands-on expertise and a commitment to doing things right.

In addition to the many services available through the DY Service Center, we also provide:

24/7 PHONE SUPPORT

No call center, just real support when you need it. You get directly connected to the technician when you call us.

HEAVY EQUIPMENT REPAIR

If it works a job, we work on it. Our team handles repairs for all types of heavy machinery, not just concrete pumps.

BUMPER-TO-BUMPER SERVICE

Onsite technical support is available nationwide. Service trucks dispatched from DY Service Center for quick diagnosis and repairs.

TRAVELING TECHNICIANS

Onsite technical support is available nationwide. Service trucks dispatched from DY Service Center for quick diagnosis and repairs.

Call, email, or visit the DY Service Center:

1-844-397-8677

11917 FM917, Alvarado, TX 76009
Service.Sales@DYConcretePumps.com


BUILT TO PERFORM

FROM EVERY ANGLE



DY
Concrete Pumps Inc.

PROUDLY ASSEMBLED IN TEXAS



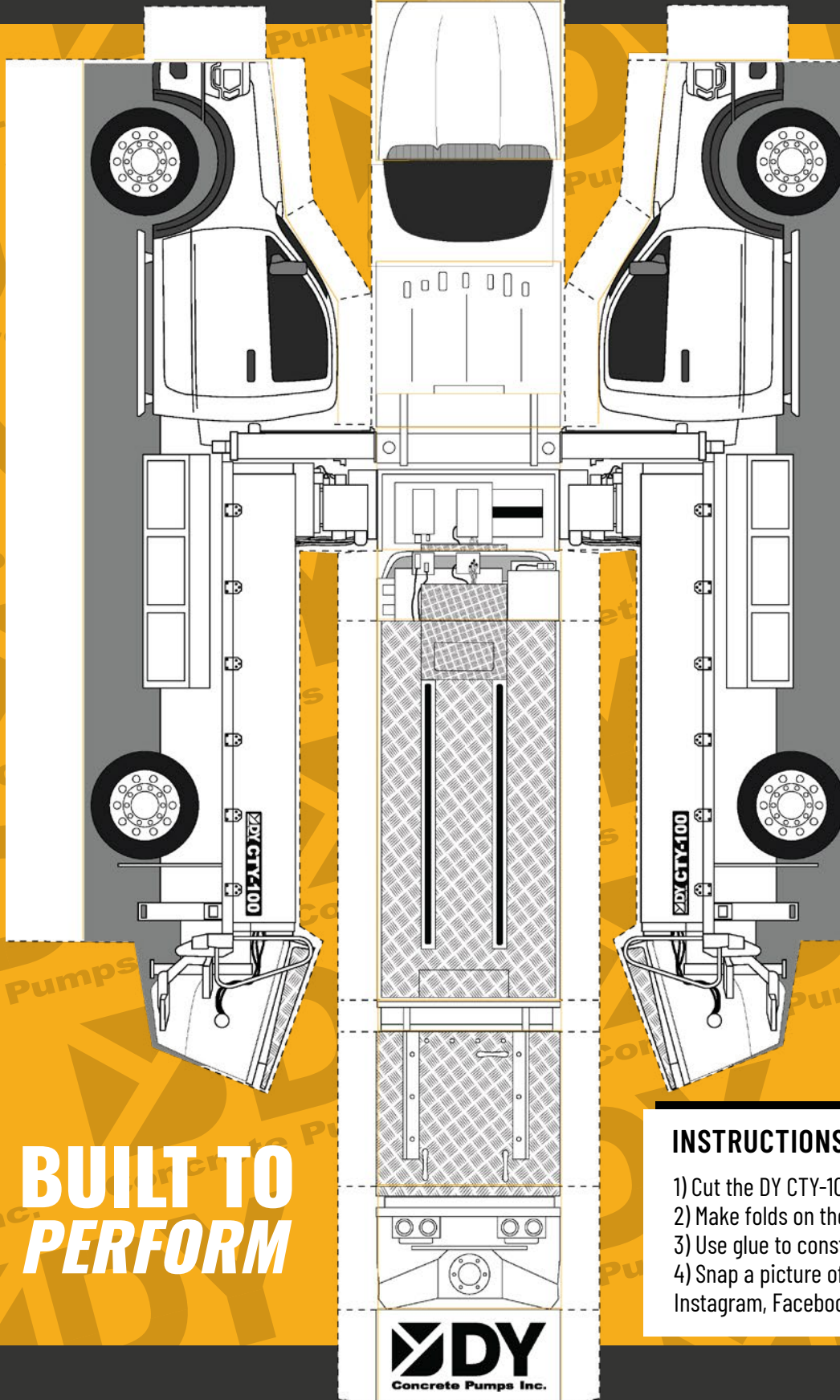
EVERYTHING'S BIGGER AND BETTER IN TEXAS.

DY Concrete Pumps has upheld this state motto ever since moving our headquarters here in 2016. Texans are proud, hardworking individuals, and we are honored to have them building our machines.

In true Texas fashion, our location offers unmatched advantages. Being centrally located in North Texas allows us to serve the entire nation efficiently, providing easy access to key transportation routes for timely delivery and support.

What sets us apart? Texans are Built to Perform, and so are our machines. *That's the DY Difference.*

BUILD YOUR OWN DY CTY-100



The CTY-100 Line Pump redefines versatility and convenience, combining the power of a trailer pump with the efficiency of a truck-mounted system. Built on a medium-duty Ford F600 chassis, this award-winning line pump offers unmatched bed space, a class-leading pump kit, and the flexibility to tackle a wide range of projects. With no commercial driver's license (CDL) required, it allows your team to quickly mobilize and tackle jobs without added complexity. Offering ample storage for hose and system components, the CTY-100 is the ultimate line pumping solution.

1-844-397-8677 | WWW.DYCONCRETEPUMPS.COM

**BUILT TO
PERFORM**

INSTRUCTIONS:

- 1) Cut the DY CTY-100 out along the dotted lines.
- 2) Make folds on the yellow lines.
- 3) Use glue to construct the CTY-100.
- 4) Snap a picture of your creation and tag us on Instagram, Facebook, or LinkedIn!

48X-5RZ

JAGUAR CONCRETE PUMPING
ORANGE PARK, FL, USA




CTY-100

JAGUAR CONCRETE PUMPIG
ORANGE PARK, FL, USA



MEET THE TEAM



OUR TEAM IS THE BACKBONE OF OUR SUCCESS AND THE DRIVING FORCE BEHIND EVERYTHING WE ACCOMPLISH

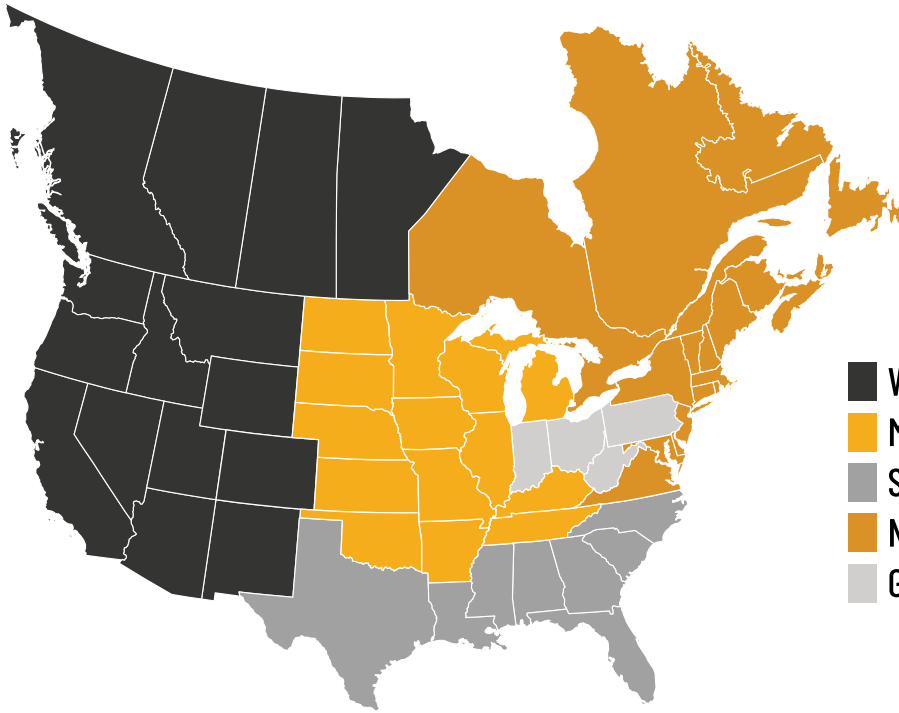
At DY Concrete Pumps, our team is the backbone of our success and the driving force behind everything we accomplish. Each department contributes essential expertise, whether it's building dependable machines, delivering quality finishes, supporting customers in the field, or keeping operations running efficiently. Our people show up with a commitment to doing the job the right way, reflected in the reliability our customers count on. The pride, skill, and professionalism within our walls define the DY experience and continue to move our company forward.

To learn more about the people who make DY Concrete Pumps what it is, we invite you to explore our Meet the Team page. The page provides details on the individuals who bring their expertise, passion, and commitment to our customers every day.



To see a detailed list of our team members, visit our website at dyconcretepumps.com or scan this QR code to visit our meet the team page directly.

REGIONAL SALES MAP



- WESTERN U.S. & CANADA
- MIDWEST/CENTRAL U.S.
- SOUTHERN U.S.
- NORTHEAST U.S. & CANADA
- GREAT LAKES

MEET THE TEAM SALES



Wade Jimerson
Southern U.S.
830-388-8237

Wade.Jimerson@dyconcretepumps.com



Jeromy Peterson
Midwest & Central U.S.
913-205-8695

Jeromy.Peterson@dyconcretepumps.com



Trevor Mohror
Western U.S. & Canada
208-626-9636

Trevor.Mohror@dyconcretepumps.com



Joseph Licausi
Northeast U.S. & Canada
646-660-0966

Joseph.Licausi@dyconcretepumps.com



Larry Keim
Great Lakes
330-231-6025

LarryK@pumpco.net



Mike Morris
North American Sales Manager
214-960-9124

Mike.Morris@dyconcretepumps.com

EMERGENCY CONTACT

We know how critical it is for a quick response when emergency support is needed. In the event support is required while you're on site, you can call our two 24/7 emergency support contacts:

24/7 CUSTOMER & TECHNICAL SUPPORT:

682-999-9859

Texas Direct Parts & Service: 682-273-0555

NORTH AMERICAN TOLL FREE:

1-844-397-8677

Canada Direct Parts & Service: 403-723-6909

LOCATIONS & DEALERS



PARTS
ENGINEERING
SERVICE
ADMINISTRATION
PRODUCTION

DALLAS-FORT WORTH, TEXAS HEADQUARTERS 📍 4521 CR 616, Alvarado, TX, USA 76009



PARTS
SERVICE

ALBERTA, CANADA FACILITY
📍 10720-48 ST. SE, Calgary, AB, Canada T2C 3E1



KEIM CONCRETE PUMPING

PARTS
SERVICE
SALES

NORTH EASTERN DEALER
📍 1610 Co Rd 200, Dundee, Ohio, USA 44624

PARTS WEBSHOP *NEW*



1-844-397-8677

www.DYConcretePumps.com

   
DYConcretePumps

DIGITAL BROCHURES

