



DY

PARTS DEPARTMENT

**BUILT TO
*PERFORM***

1-844-397-8677

www.DYConcretePumps.com



DYConcretePumps

**2026
PARTS
CATALOG**

ABOUT DY

Established in 1992 by DY Innovate in South Korea, DY Concrete Pumps has become a global leader known for high-quality, durable concrete pumps. With over 30 years of expertise, DY has built a reputation for designing dependable pumps, trusted by operators worldwide. In 2015, DY brought this proven reliability to North America, establishing DY Concrete Pumps North America to serve customers here with reliable equipment and a commitment to unparalleled support.

Our North American operations are headquartered in Dallas-Fort Worth, Texas, with additional branches in Dundee, Ohio, and Calgary, Alberta. Our Dallas-Fort Worth headquarters is fully equipped for parts, service, and sales, providing convenient access to critical support for customers throughout the continent. This strategic presence means that no matter where you're located, DY's team is ready to keep your operations running smoothly.

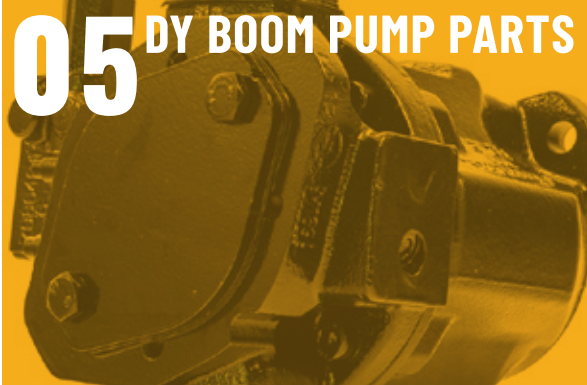
At DY, we believe in designing pumps by operators, for operators. That's why we've made durability, simplicity, and practicality our priorities. Features like our 360° continuous swing turret and emergency bypass switches demonstrate our commitment to efficiency and ease of use. But our support goes beyond machines. We're a people-first company, dedicated to supporting you not just with equipment, but with a team you can rely on.

DY Concrete Pumps is more than a manufacturer; we're a partner in your success. When you choose DY, you're choosing high-performance pumps backed by an entire team devoted to helping you achieve results on every job, every day.

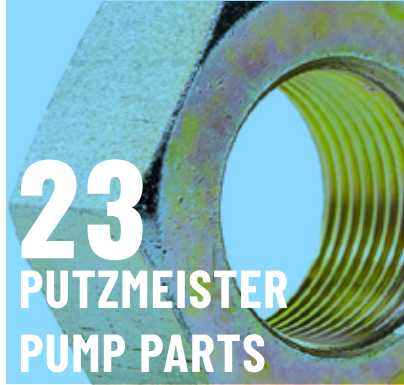


CONTENTS

05 DY BOOM PUMP PARTS



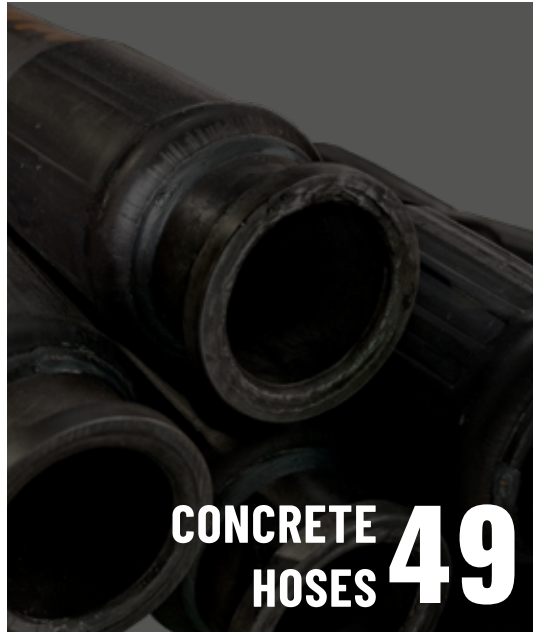
23 PUTZMEISTER
PUMP PARTS



45 HYDRAULIC
FILTERS



CONCRETE
HOSES **49**



37 SCHWING
PUMP PARTS




61 PUMP
ACCESSORIES



53 SYSTEM PARTS



REMOTES **67**



TROWELS
& BLADES **72**



WHY DY?

At DY Concrete Pumps, a strong company begins with strong people. As a family-owned and operated business with deep industry roots, DY is backed by a team that brings generations of hands-on experience to every customer relationship. When you work with DY, you are supported by people who understand real job sites and the demands that come with keeping equipment moving.

"DY is backed by a team that brings generations of hands-on experience to every customer relationship."

Support at DY is hands-on and built around real-world experience. Calls to the 24/7 support line connect customers directly with technicians who work on concrete pumps every day, providing clear and reliable guidance whenever assistance is needed. The Texas Service Center is staffed by knowledgeable technicians who work on DY equipment daily, and when on-site support is required, a net work of traveling technicians is ready to respond.



To keep customers supported wherever they operate, DY maintains a strong presence across North America. With headquarters in Dallas-Fort Worth, Texas, a parts and service facility in Calgary, Alberta, and a dealer location in Dundee, Ohio, DY provides reliable coverage that helps minimize downtime and keeps projects moving.

DY is committed to investing in American people, facilities, and long-term industry growth. That commitment extends well beyond delivery, as service and support continue throughout the life of every machine. Backed by more than 470 years of combined industry experience, DY offers customers more than equipment. You gain a dependable partner focused on keeping your operation running and your projects on schedule.

SO, WHY CHOOSE DY?

IT COMES DOWN TO ONE THING:

OUR PEOPLE

THE DY DIFFERENCE

DY Concrete Pumps are built to perform. Engineered for power, simplicity, and reliability, every machine delivers under pressure and outlasts the rest. Designed with operators in mind, DY pumps give you control, precision, and confidence to get the job done right.

360° CONTINUOUS SWING TURRET

Total freedom on every jobsite. Our patented 360° Continuous Swing Turret rotates without limits, letting operators set up faster, place concrete with precision, and work the way they want. Fewer setup errors, faster pours, and complete control. Every time.

BY OPERATORS, FOR OPERATORS

DY pumps are shaped by the operators who use them. Through our close partnership with DY Korea, user feedback becomes real design improvements you can see, feel, and rely on in the field.

CLOSED LOOP HYDRAULIC SYSTEM

Smooth, efficient, and built for power. DY's closed-loop hydraulics deliver consistent pressure and responsiveness handling harsh mixes and heavy pours with confidence.

WORLD CLASS FACILITIES

With a 50,000 sq. ft. headquarters, the largest paint booth in the South, advanced vinyl printing, and in-house driveline, pipe, and hydraulic line production, DY manufactures quality products that keep machines running strong.

INDUSTRY-LEADING PAINT

Every DY pump is finished with premium, high-durability paint applied through a precise, multi-step process. This process gives our pumps lasting protection and a finish that stands up to tough jobsite conditions.

The DY Difference is in every detail. Stronger builds, smart operator-friendly design, and the kind of performance that speaks for itself. ***Experience it on the job and see the DY Difference firsthand.***

NO CHINESE STEEL. EVER.


DY pumps are built with premium materials and components, never Chinese steel. It's a standard set from the top and upheld throughout the production process ensuring unmatched strength, consistency, and quality in every machine we build.

EMERGENCY ELECTRICAL BYPASS SWITCHES

Three built-in electrical bypass switches keep your machine running even during electrical faults, letting you finish the job first and handle repairs later. When the unexpected happens, DY keeps you pumping without slowing down.

HIGH PERFORMANCE PUMP KITS

Our superior pump kits come standard for each unit and are engineered for maximum output and reliability, giving DY the edge on high-volume, high-demand jobs.



PUMPS

DY CONCRETE PUMPS LINEUP INCLUDES:

10 BOOM
PUMPS

3 TRAILER
PUMPS

2 TRUCK MOUNTED
LINE PUMPS

DY Concrete Pumps are built to handle a range of tasks, from routine jobs to demanding projects. Engineered with reliability and simplicity in mind, our pumps deliver maximum performance without compromising ease of use.

Every model is equipped with powerful pump kits and large engines, providing superior power to tackle even the toughest mixes and applications. Our pumps feature intuitive controls and intentional engineering that simplifies operation, minimizes maintenance, and ensures peak performance on every job.

Whether you're a seasoned operator or new to the industry, DY Concrete Pumps are designed to empower you with the performance and reliability you need to deliver quality work every time.



KEY FEATURES

Easy-to-clean hopper for efficient maintenance.

Built with premium-grade steel from trusted global suppliers.

Premium powertrain and hydraulic systems, Rexroth hydraulic pumps, and big mouth S-Tubes.

Emergency bypass switches to ensure uninterrupted operation.

Patented 360° continuous swing turret for unmatched flexibility.

Customizable remote controls.



**BUILT TO
PERFORM**



AEM



SERVICE

SERVICE DOESN'T END WITH THE SALE.

Our Texas Service Center is a full-service facility dedicated to keeping your equipment in top condition. From routine maintenance to large-scale refurbishment projects, we ensure your pumps perform at their best throughout their lifecycle. Our experienced team is equipped to handle it all.

With DY's 24/7 support line, our team is always ready to assist, ensuring your equipment stays operational when you need it most. At DY, we're committed to minimize downtime and maximize your success, every step of the way.

THE DY SERVICE CENTER IS CAPABLE OF:

- Routine Pump and Chassis Maintenance
- Boom Replacement and Repair
- Driveline Repair and Replacement
- Hydraulic Hose and Hardline Fabrication
- Large-Scale Refurbishment Projects
- Mobile Repair Service
- And More!



**SERVICE ON
ALL MAKES AND MODELS
OF CONCRETE PUMPS**

FIELD SUPPORT ACROSS NORTH AMERICA:

If you can't come to
us, we'll come to you.



**24/7
PHONE SUPPORT**



PARTS

DY Concrete Pumps operates a **7,000-square-foot parts facility serving all of North America**. Stocked with a comprehensive inventory, we provide parts for all concrete pumps, regardless of make or model. Whether you need a standard replacement part or a custom-built solution, our parts department is equipped to meet your needs and keep your equipment running efficiently.

THE DY PARTS DEPARTMENT OFFERS:

CUSTOM BOOM PIPE SYSTEMS

Custom CPMA certified KMT Boom Pipe Systems with durable paint made to stand up to sun, moisture, pressure, abrasion, and splatter.

ONLINE SHOPPING EXPERIENCE

New for 2026! In addition to by-phone and in store shopping, a dedicated parts webstore is now available for 24/7 shopping at shop.dyconcretepumps.com.

SHIPPING ACROSS NORTH AMERICA

Same-day shipping and express overnight shipping across North America with local delivery options available for DFW residents.

PARTS FOR ALL PUMP BRANDS

Fully stocked 7,000+ sq. ft. parts facility housing OEM and aftermarket parts for all major manufacturers.

At DY Concrete Pumps, we don't just supply parts—we deliver the reliability and speed you need to keep your projects on schedule and your equipment performing at its best.



DY BOOM PUMP PARTS




**BUILT TO
*PERFORM***



Overcenter Valve, 37m (pg. 18)

HY BOOM PUMP PARTS



AUGER MOTORS

| PART NUMBER | DESCRIPTION |
|---|-----------------------|
| S207365A | Auger Motor, OMH500 |
| Bulk Discount Price- 4 or More: \$350.00 Ea. | |
| S207985A | Seal Set, Auger Motor |

FOR UPDATED PRICING, CALL
1-844-397-8677
TO SPEAK TO THE PARTS COUNTER

AUGER BEARING FLANGE

| PART NUMBER | DESCRIPTION |
|-------------|--|
| S204461A | Auger Bearing Flange Assembly, 60mm |
| S315490B | Auger Bearing Flange, 60mm |
| S315491A | Bushing, Auger Bearing Flange, Composite, 60mm |
| S315492A | Lip Seal, Auger Bearing Flange, 60mm |
| S315493A | Seal Cone, Auger Bearing Flange, 60mm |
| S315485A | Arm, Torque Support |

MIXER SHAFT

| PART NUMBER | DESCRIPTION |
|-------------|---------------------------|
| S204459A | Auger Shaft, Short, 60mm |
| S204460A | Auger Shaft, Center, 60mm |
| S315479A | Spacer Disc, Auger Shafts |

AUGER PADDLES

| PART NUMBER | DESCRIPTION |
|-------------|-------------------------|
| S204194A | Auger Paddle, Left |
| S204195A | Auger Paddle, Right |
| APBOLTKIT | Bolt Kit, Auger Paddles |

Auger Shaft



SMALL MOUTH S-TUBE & WEAR PARTS

| PART NUMBER | DESCRIPTION |
|-------------|------------------------------------|
| S203331A | S-Tube, Small Mouth, 80mm spline |
| S310920A | Wear Plate, Small Mouth, Carbide |
| S314745A | Cutting Ring, Small Mouth, Carbide |
| S314568A | Thrust Ring, Small Mouth |
| S315473A | Hex Nut, S-Tube, M42x3.0 |

BIG MOUTH S-TUBE & WEAR PARTS

| PART NUMBER | DESCRIPTION |
|-------------|----------------------------------|
| S210768A | S-Tube, Big Mouth, 90mm spline |
| S352522A | Wear Plate, Big Mouth, Carbide |
| S359394A | Cutting Ring, Big Mouth, Carbide |
| S352533A | Thrust Ring, Big Mouth |
| S315473A | Hex Nut, S-Tube, M42x3.0 |



Most DY components are interchangeable with other popular pump manufacturers
Check with our knowledgeable Parts Team if you would like to know more.

BOOM PUMP PARTS

Front Housing, Complete Assembly, 90mm



Front Housing, Complete Assembly, 80mm



FRONT HOUSING (80MM)

| PART NUMBER | DESCRIPTION |
|-------------|---|
| S204436A | Front Housing, Complete Assembly, 80mm |
| S204463A | Bearing Flange, Front Housing, 80mm |
| S315515A | Wear Sleeve, Front Housing, Slotted Style, 80mm |
| S315514A | Thrust Washer, Front Housing, 80mm |
| S315508A | Bushing, Front Housing, 80mm |
| S217098A | Seal Kit, Front Housing, 80mm |

FRONT HOUSING (90MM)

| PART NUMBER | DESCRIPTION |
|-------------|---|
| S216827A | Front Housing, Complete Assembly, 90mm |
| S358332A | Bearing Flange, Front Housing, 90mm |
| S358333A | Wear Sleeve, Front Housing, Slotted Style, 90mm |
| S358334A | Thrust Washer, Front Housing, 90mm |
| S358335A | Bushing, Front Housing, 90mm |
| S216828A | Seal Kit, Front Housing, 90mm |

S-Tube Chrome Sleeve

REAR HOUSING

| PART NUMBER | DESCRIPTION |
|-------------|---|
| S315520B | Rear Discharge Housing |
| S212197A | Seal Kit, Rear Discharge Housing |
| S321181A | Sealing Ring, Rear Discharge Housing |
| S310933A | Chrome Sleeve, S-Tube (Big/Small Mouth) |



Most DY components are interchangeable with other popular pump manufacturers
Check with our knowledgeable Parts Team if you would like to know more.

DY PARTS DEPARTMENT NOW ONLINE SHOP.DYCONCRETEPUMPS.COM




INTRODUCING THE NEWEST ONE-STOP SHOP FOR CONCRETE PUMP PARTS.

DY's online webshop at Shop.DYConcretePumps.com offers round-the-clock access to concrete pump parts. Browse our extensive selection online, place orders anytime, and count on quick shipping to stay jobsite ready.



Scan this QR code or visit
Shop.DYConcretePumps.com
explore our extensive inventory.



START SHOPPING NOW AT [SHOP.DYCONCRETEPUMPS.COM](https://Shop.DYConcretePumps.com)

BOOM PUMP PARTS

SWING LEVER & PLUNGER CYLINDERS

| PART NUMBER | DESCRIPTION |
|-------------|----------------------------------|
| S310935A | Swing Lever, 80mm |
| S358331A | Swing Lever, 90mm |
| S314576A | Spacer, Ball Sockets, 4mm |
| S315476A | Ball Socket, 80/90 Swing Lever |
| S204081A | Plunger Cylinder, 60mm |
| S204082A | Seal Kit, Plunger Cylinder, 60mm |
| S204437A | Retaining Plate, Swing Lever |
| S314577A | Securing Plate, Plunger Cylinder |




80mm Swing Lever

FLAP ELBOW & ACCESSORIES


| PART NUMBER | DESCRIPTION |
|-------------|--------------------------------------|
| S319189A | Flap Elbow, Standard |
| S205352A | Flap Elbow, w/ Prime Port |
| S217460A | Flap Elbow, w/ Prime Port, Twin Wall |
| S321182A | Pin, Flap Elbow |
| S204633A | Cap, Prime Port |
| S316299A | O-Ring, 5" ZX, Prime Port |
| S322754A | Clamp, 5" ZX, Prime Port |
| S315900A | O-Ring, 6" ZX, Flap Elbow/Reducer |
| S321183A | Tie Rod Bolt, Flap Elbow |
| S321184A | Wedge Insert Bullet, Flap Elbow |
| S321185A | Wedge, Flap Elbow |

FOR UPDATED PRICING, CALL
1-844-397-8677
TO SPEAK TO THE PARTS COUNTER

Wedge Insert Bullet,
Flap Elbow




5" ZX Prime
Port Clamp



HOPPER CLEAN OUT DOOR

| PART NUMBER | DESCRIPTION |
|-------------|--------------------------------------|
| S359545A | Clean Out Door, Hopper Bottom |
| S359544A | O-Ring, Hopper Door |
| S315444A-C | Bolt Assembly, Hopper Clean Out Door |
| S315445A | Wedge, Hopper Door, Right |
| S315446A | Wedge, Hopper Door, Left |

Most DY components are interchangeable with other popular pump manufacturers
Check with our knowledgeable Parts Team if you would like to know more.



CONNECTING RINGS

| PART NUMBER | DESCRIPTION |
|-------------|--|
| S329180A | Connecting Ring, Standard |
| S204188A | O-Ring Kit, Connecting Ring, Small Mouth |
| S352524A | Connecting Ring, Big Mouth |
| S216829A | O-Ring Kit, Connecting Ring, Big Mouth |

PISTON CUPS

| PART NUMBER | DESCRIPTION |
|-------------|---|
| S322513A | Piston Ram, One Piece, 8" (200mm) |
| S322513A-2A | Piston Guide Ring, Two Piece, 8" (200mm) |
| S322513A-2B | Piston Seal, Two Piece, 8" (200mm) |
| S221038A | Complete Piston Assembly, Two Piece, 8" (200mm) |
| S310948A | Piston Ram, One Piece, 9" (230mm) |
| S366025A | Piston Guide Ring, Two Piece, 9" (230mm) |
| S366024A | Piston Seal, Two Piece, 9" (230mm) |
| S219474A | Complete Piston Assembly, Two Piece, 9" (230mm) |

BOOM PUMP PARTS



Proximity Sensor

MATERIAL & PUMPING CYLINDERS

| PART NUMBER | DESCRIPTION |
|-------------|--|
| S204079B | Main Pumping Cylinder, DN140 x 2100 |
| S312792A | Material Cylinder, 230mm x 2100mm |
| S206681A | Main Pumping Cylinder, DN140 x 2400 |
| S314715A | Material Cylinder, 230mm x 2558mm |
| S204080A | Seal Kit, Main Pump Cylinder, Complete |
| S217880A | Seal Kit, Main Pump Cylinder, Front Section Only |
| S322080A | Stud Bolt, M30-P2.0 x 2360mm |
| S322081A | Stud Bolt, M30-P2.0 x 615mm |
| S322082A | Stud Bolt, M30-P2.0 x 1250mm |
| S315728A | Stud Bolt, M30-P2.0 x 2855mm |
| S315729A | Stud Bolt, M30-P2.0 x 930mm |
| S315730A | Stud Bolt, M30-P2.0 x 1420mm |
| S315731A | Hex Tensioner Nut, M30 |
| S311127C | Proximity Sensor |



Regulator, A4VG180
Main Pump

MAIN PUMPS

| PART NUMBER | DESCRIPTION |
|-------------|-------------------------------------|
| S310890A | Front Main Pump, A4VG125HD, 33m-48m |
| S354612A | Feed Pump, Front, A4VG125HD |
| S310891A | Rear Main Pump, A4VG125HD, 33m-48m |
| S354613A | Feed Pump, Rear, A4VG125HD |
| S361683A | Regulator, A4VG125 Main Pump |
| S314706A | Front Main Pump, A4VG180HD, 52m-63m |
| S354614A | Feed Pump, Front, A4VG180HD |
| S314705A | Rear Main Pump, A4VG180HD, 52m-63m |
| S354615A | Feed Pump, Rear, A4VG180HD |
| S361684A | Regulator, A4VG180 Main Pump |

2026 PARTS CATALOG

FOR UPDATED PRICING, CALL

1-844-397-8677

TO SPEAK TO THE PARTS COUNTER

BOOM PUMPS

| PART NUMBER | DESCRIPTION |
|-------------|---------------------------------|
| S310893A | Boom Pump, 33m-48m, A2FO23 |
| S314710A | Boom Pump, 52m-63m, A11VO40DRS |
| S209235A | Boom Pump, Old Style, A17FO023 |
| S207949A | Boom Pump, Old Style, SCP-025LN |

ACCESSORY PUMPS

| PART NUMBER | DESCRIPTION |
|-------------|---|
| S310892A | Accumulator Pump, A10VO28DR 33m-48m |
| S207091A | Accumulator Pump, A10VO28DR-24CC, 52m-63m |
| S314716A | Double Gear Pump, Agitator & Hyd Cooler |
| S316277A | Hyd Adapter, Gear Pump, Flange x 15L-M, 90° |



MADE-TO-ORDER BOOM SYSTEMS

We custom make every boom system to your machine to ensure a perfect fit every time. Our dedicated pipe shop has all of the tooling necessary to properly manufacture your boom pipe system.

Give us a call to get your system started today!

**SAVE BIG ON
CPMA CERTIFIED
PIPE SYSTEMS!**

CUSTOM KMT PIPE SYSTEMS
PROUDLY PRODUCED IN TEXAS

1-844-397-8677
Parts@DYConcretePumps.com

BOOM PUMP PARTS

ACCUMULATOR BOTTLE

| PART NUMBER | DESCRIPTION |
|-------------|---------------------------------|
| S314718A | Accumulator Bottle DY, 4L |
| S360340A | Accumulator Bladder DY, 4L |
| S360196A | Accumulator Bottle, DY, 6L |
| S365358A | Accumulator Bladder, DY, 6L |
| S355602A | Accumulator Charging Kit, DY |
| S316067A | Check Valve, Accumulator Bottle |



Accumulator Bladder DY, 4L

WATER BOX

| PART NUMBER | DESCRIPTION |
|-------------|----------------------------------|
| S204566A | Water Box Drain Handle w/Stopper |
| S315745A | Stopper for Drain Handle |
| S315555B | Spacer Flange (Dogbone) |
| S315556B | Rod Flange |
| S355357A | Oil Lubrication Block |
| S318367A | Safety Grate, Water Box |
| S204567A | Lid, Water Box |



Water Box Drain Handle with Stopper

WATER TANK

| PART NUMBER | DESCRIPTION |
|-------------|---|
| S216110A | Water Tank, Composite, 500L |
| S212160B | Water Tank, Composite, 800L |
| S323644B | Water Tank Heater |
| S317999A | Rubber Isolator, Water Tank |
| S211037A | Cap, Water Tank |
| S315388A | Flushing Water Pump, 21" |
| S207366A | Motor, Water Pump |
| S217753A | Seal Kit, Water Pump Motor |
| S362199A | Mounting Flange, Water Pump Motor |
| S316182A | Wash Out Hose Assembly, Heavy Duty, 50' |
| XT450 | Wash Out Nozzle |

DON'T SEE WHAT YOU'RE LOOKING FOR?

Give our parts counter experts a call!



DY's Parts Experts are Available Monday through Friday 7:00AM-5:00PM
Located at 4521 CR 616, Alvarado, Texas, USA 76009

NORTH AMERICA TOLL FREE:

1-844-397-8677

TEXAS DIRECT LINE:

682-273-0555

EMERGENCY PARTS SERVICE LINE:

682-351-0936

CANADA DIRECT LINE:

403-723-6909



BOOM PUMP PARTS

HOPPER COVER & GRATE



| PART NUMBER | DESCRIPTION |
|-------------|--|
| S211468B | Hopper Cover Assembly, Composite |
| S314586A | Rubber Guide Collar, Hopper |
| S314587A | Mounting Strip, Long, Rubber Guide Collar |
| S314588A | Mounting Strip, Short, Rubber Guide Collar |
| S314586A-HK | Hardware Kit, Rubber Guide Collar |
| S354128A | Rubber Cover, Hopper Lid Hinges |
| S354129A | Hinge, Hopper Cover |
| S354130A | Handle, Hopper Cover |
| S203337A | Hopper Grate |
| S315477A | Rubber Buffer Hinge, Hopper Grate |
| S314584A | Vibration Dampener, Hopper Grate |

PTO BOXES & ACCESSORIES

| PART NUMBER | DESCRIPTION |
|-------------|--|
| S204464C | PTO Gear Box, G61R, 1:1.49 GR |
| S217778A | PTO Gear Box, G64, 1:1.47 GR, 33m-48m |
| S204418A | PTO Gear Box, G64, 1:1.25 GR, 52m-63m |
| S314647A | Solenoid Assembly, PTO Air Shift (Old) |
| S358434A | Solenoid Assembly, PTO Air Shift (New) |
| S217908A | Piston, Switching Cylinder, PTO |
| S358435A | Air Regulator, PTO Shift Solenoid |
| S218876A | Shift Fork Assembly, G61 |
| S218877A | Shift Fork Assembly, G64 |
| G64-DSS | Shaft Seal, G64 PTO |
| G61-DSS | Shaft Seal, G61 PTO |
| G64-PS | Proximity Switch, G64 PTO |

All prices in USD. Prices are subject to change.

Piston, Switching Cylinder, PTO



Locking Assembly,
Rear Outrigger



TURNING ASSEMBLY

| PART NUMBER | DESCRIPTION |
|-------------|--|
| S208435A | Reduction Gear Assembly, 33m |
| S211322A | Reduction Gear Assembly, 38-40m |
| S207879A | Reduction Gear Assembly, 43m |
| S327643A | Reduction Gear Assembly, 48m |
| S208199A | Reduction Gear Assembly, 52m |
| S209853B | Reduction Gear Assembly, 57x & 57S |
| S320405A | Motor, Reduction Gear Assembly, 33m-52m |
| S313744A | Motor, Reduction Gear Assembly, 57m |
| S313633B | Piston Rack, Slewing Assembly, 37m |
| S203043A | Piston Rack Housing, Slewing Assembly, 37m |
| S313633B-SK | Seal Kit, Piston Rack, 37m |
| S203044A | Bearing Assembly, Throat, 37m |
| S203045A | Bearing Assembly, Foot, 37m |
| S314232A | Overcenter Valve, 33m, 38m-57m |
| S313806A | Overcenter Valve, 37m |

FOR UPDATED PRICING, CALL

1-844-397-8677

TO SPEAK TO THE PARTS COUNTER

Energy Guide Chain, 49 Links



OUTRIGGER

| PART NUMBER | DESCRIPTION |
|-------------|---|
| S322196B | Outrigger Chain, RS60, 277 Links |
| S322196A | Outrigger Chain, RS60, 281 Links |
| S358748A | Outrigger Chain, RS60, 298 Links |
| S353864A | Outrigger Chain, RS60, 303 Links |
| 6261K265 | Master Chain Link, RS60 |
| 6261K195 | Connecting Chain Link, RS60 |
| S320663A | Energy Guide Chain, 45 Links |
| S329189A | Energy Guide Chain, 48 Links |
| S320664B | Energy Guide Chain, 49 Links |
| S329072A | Energy Guide Chain, 51 Links |
| S361598A | Energy Guide Chain, 54 Links |
| S313743A | Tensioner Bolt, Outrigger Chain |
| S322129A | Dual Pilot Check Valve, Outrigger Jack Cylinder |
| S313744A | Hydraulic Motor, Outrigger Extension |
| S204279D | Locking Assembly, Rear Outrigger |
| S209217A | Outrigger Foot, Jacking Cylinder, 33m-42m |
| S209218A | Outrigger Foot, Jacking Cylinder, 43m-57m |
| S324910A | Retaining Plate Set, Outrigger Foot, 33m-42m |
| S324912A | Retaining Plate Set, Outrigger Foot, 43m-57m |
| S328784A | Rubber Stopper, Rear Outrigger |



BOOM PUMP PARTS

STACK VALVE ASSEMBLIES

| PART NUMBER | DESCRIPTION |
|-------------|--|
| S217075A | Boom Control Block, Complete, 33m |
| S208257A | Boom Control Block, Complete, 37m |
| S211304A | Boom Control Block, Complete, 38-40m |
| S320305A | Boom Control Block, Complete, 42-48m |
| S314229A | Boom Control Block, Complete, 52m |
| S327666A | Boom Control Block, Complete, 57m |
| S314231B | Outrigger Control Block, Complete, 33-52m |
| S210199B | Outrigger Control Block, Complete, 57m |
| S314717A | Mobile Control Valve, Auger Motor & Water Pump |

MANIFOLD BLOCK

| PART NUMBER | DESCRIPTION |
|-------------|---|
| S218635B | FFH Block, Complete Manifold Assembly |
| S327272A | Directional Control Valve, FFH Block |
| S327273A | Valve Assembly, Reversing/Push Over Head |
| S327274A | Valve Assembly, Stroke Change |
| S327276A | Valve, Proportional Relief, Rexroth |
| S365270A | Valve, Proportional Relief, Hydra Force |
| S363838A | Proportional Throttle Valve, FFH Block |
| S362193A | Valve, Relief, Manifold Block, 250 Bar |
| S362194A | Valve, Power Block, 52m-57m |
| S327801A | Valve, Shut Off |
| S355598A | Dump Valve Assembly, Accumulator |
| S362197A | Pressure Relief Valve, CPR Block |
| S218349A | CPR Block Assembly, w/ Throttle |
| S362197A | Valve, Pressure Release, CPR Block |
| S218351A | Valve, Manual Pressure Control |
| S362185A | Valve, Sequencing , CPR Block |
| S366818A | Coil, 24V, Reversing/Push Over/Stroke Change Valves |

Dump Valve
Assembly, Accumulator



Valve, Proportional Relief, Rexroth



Most DY components are interchangeable with other popular pump manufacturers
Check with our knowledgeable Parts Team if you would like to know more.



Directional Control
Valve, FFH Block

FOR UPDATED PRICING, CALL
1-844-397-8677
TO SPEAK TO THE PARTS COUNTER

BOOM CYLINDER HOLDING VALVES

| PART NUMBER | DESCRIPTION |
|-------------|---|
| S311907A | Holding Valve, LHDV33H-15-B6, 340/360 Bar |
| S311908A | Holding Valve, LHDV33H-15-C6, 300/320 Bar |
| S311922A | Holding Valve, LHDV33H-15-C6, 330/350 Bar |
| S314094A | Holding Valve, LHDV33H-15-C6, 300/320 Bar |
| S314095A | Holding Valve, LHDV33H-15-D6, 330/350 Bar |
| S314101A | Holding Valve, LHDV33H-15-D6, 340/360 Bar |
| S314102A | Holding Valve, LHDV33H-15-E6, 330/350 Bar |
| S314108A | Holding Valve, LHDV33H-15-D6, 320/340 Bar |
| S314109A | Holding Valve, LHDV33H-15-E6, 300/320 Bar |
| S314661A | Holding Valve, LHDV33H-15-C6, 320/340 Bar |
| S320306A | Holding Valve, LHDV33H-15-B6, 350/370 Bar |
| S320307A | Holding Valve, LHDV33H-15-C6, 350/370 Bar |
| S320308A | Holding Valve, LHDV33H-15-D6, 350/370 Bar |
| S320309A | Holding Valve, LHDV33H-15-E6, 350/370 Bar |

OIL COOLER

| PART NUMBER | DESCRIPTION |
|-------------|--|
| S207637A | Oil Cooler Assembly, 33-48m |
| S256148A | Oil Cooler Assembly, 52-63m |
| S320836A | Hydraulic Motor, Cooler Fan, 33-48m |
| S364472A | Hydraulic Motor, Cooler Fan, 52-63m |
| S302280C | Unloading Valve Assembly, Hyd Cooler Fan |
| S302280C | Temp Sensor, Hydraulic Cooler, 50° |



BOOM PUMP PARTS

FOR UPDATED PRICING, CALL
1-844-397-8677
 TO SPEAK TO THE PARTS COUNTER

Hour Meter Gauge



CAPS & GAUGES

| PART NUMBER | DESCRIPTION |
|-------------|--|
| S326368A | Pressure Gauge, 400 Bar, Back Mount |
| S326367A | Vacuum Gauge, -0.1 Mpa, Back Mount |
| S316401A | Hour Meter Gauge |
| S316402B | Temperature Gauge, Control Cabinet |
| S318172A | Hydraulic Cap, w/ Dipstick |
| S318154A | Fuel Cap, Locking, w/ Keys |
| S319161A | Bubble Level Indicator, Outrigger |
| S319161A-HK | Hardware Kit, Bubble Level Indicator |
| S313656A | Sight Gauge Level, 300 Liters, Outrigger Fuel Tank |

Vacuum Gauge, -0.1
Mpa, Back Mount

ELECTRICAL SAFETY COMPONENTS

| PART NUMBER | DESCRIPTION |
|-------------|--|
| OSSKIT | Operator Safety System, Complete Kit |
| S202474B | Switch Box Assembly, PTO Operation |
| S202476B | Switch Box Assembly, Outrigger Leg |
| S316392A | E-Stop Switch, w/ Plate & Contact Block |
| S316392A-CB | Contact Block, Normally Open, E-Stop |
| S327647A | Rear Horn Box, w/ Button |
| S319168A | Limit Switch, Hopper Grate (Old Style-Plastic) |
| S319168B | Limit Switch, Hopper Grate (Old Style-Metal) |
| S311123B | Limit Switch, Hopper Grate (New Style) |
| S311124A | Limit Switch, Boom Position |
| BUA-100 | Boom Up Alarm, Cab Dash Mount |

Limit Switch, Boom Position

Rear Horn
Box w/Button



CIRCUIT BOARDS & RELAYS

| PART NUMBER | DESCRIPTION |
|-------------|-----------------------------------|
| S323850A | Latching Relay, 24V, Omron |
| S358303A | Latching Relay, 12V, Omron |
| S314731A | Relay, 24V, 50a, 1A1B |
| S314732A | Relay, 24V, 20a, 1A1B |
| S314733A | Relay, 24V, 15a, 1A1B |
| S314734A | Relay, 24V, 5a, 2A2B |
| S314735A | Relay, 24V, 5a, 4B4A |
| S314736A | Circuit Board, Relay Module, 2B2A |
| S314737A | Circuit Board, Relay Module, 4B4A |
| S320332B | Relay, Magnetic Contactor |

FOR UPDATED PRICING, CALL

1-844-397-8677

TO SPEAK TO THE PARTS COUNTER

LIGHT UP YOUR INDUSTRY

WITH CLASS-LEADING PAINT FROM DY

A GOOD PAINT JOB IS LIKE A FIRM HANDSHAKE

You only get one first impression. So why make it a bad one?

With a paint job from DY, you are sure to light up your customer's faces the first time and every time after.

WHY CHOOSE DY?

- Vibrant, Industrial Paint by Akzo Nobel
- Custom Mixes Readily Available
- Spray-On Non-Slip Coatings
- Fast Cure Times in our State-Of-The-Art Booth
- In-House Custom Rigging and Brackets for Repeatability
- Full Equipment Refurbishments
- Vinyl Graphics and Decal Packages



**BUILT TO
PERFORM**



PUTZMEISTER PUMP PARTS



**BUILT TO
*PERFORM***



Drive Shaft w/ Feed Pump
SAE-B (pg. 31)

PUTZMEISTER PUMP PARTS



Hydraulic Motor, Auger, OMH500


MOTOR FOR AGITATOR

| PART NUMBER | DESCRIPTION |
|-------------|---|
| 238130001 | Hydraulic Motor, Auger, OMH500 |
| 541970 | Hydraulic Motor, Auger, BRH L750, RS909 |
| 239696007 | Seal Set, Auger Motor, OMH500 |
| 502156 | Seal Set, Auger Motors, BRH L750 |

AUGER BEARING FLANGE

| PART NUMBER | DESCRIPTION |
|-------------|---------------------------------------|
| 242572008 | Bearing Flange Assembly, Open, 60mm |
| 220229001 | Bearing Flange Assembly, Closed, 60mm |
| 242573007 | Bearing Flange Only, 60mm |
| 202357001 | Bearing Flange Only, 50mm |
| 484731 | Bearing Flange Only, RS909 Hopper |
| 222484006 | Metal Bushing, Bearing Flange, 60mm |
| 235087005 | Plastic Bushing, Bearing Flange, 50mm |
| 202791007 | Plastic Bushing, Bearing Flange, 40mm |
| 43909003 | O-Ring, Bearing Flange, 60mm |
| 016323001 | O-Ring, Bearing Flange, RS909 Hopper |
| 065345001 | Lip Seal, Bearing Flange, 60mm |
| 242574006 | Seal Cone, 60mm |
| 084013000 | Seal Cone, 50mm |
| 003507005 | Seal Cone, 40mm |

Metal Bushing,
Bearing Flange, 60mm



Don't see what you're looking for?

Give our parts counter experts a call at 1-844-397-8677 for more information.


MIXER SHAFT

| PART NUMBER | DESCRIPTION |
|-------------|--|
| 275587002 | Auger Shaft, 60mm |
| 278096009 | Auger Shaft, 60mm, 250mm Length |
| 238340008 | Auger Shaft, 50mm, 285mm Length |
| 539806 | Auger Shaft, 40mm, 255mm Length |
| 288387008 | Auger Shaft, Right, 60mm, 230mm Length |
| 050755004 | Auger Shaft, Left, 45mm, 195mm Length |
| 264020004 | Auger Shaft, Center, 50/60mm |
| 055916000 | Spacer, Auger Shafts |

FOR UPDATED PRICING, CALL
1-844-397-8677
TO SPEAK TO THE PARTS COUNTER

AUGER PADDLES

| PART NUMBER | DESCRIPTION |
|-------------|------------------------------------|
| 441540 | Auger Paddle, Left |
| 441541 | Auger Paddle, Right |
| 406795 | Auger Paddle, Left, Hard Surfaced |
| 406796 | Auger Paddle, Right, Hard Surfaced |
| APBOLTKIT | Bolt Kit, Auger Paddles |



Bearing Flange Only, RS909 Hopper

Auger Shaft, 40mm,
255mm Length

PUTZMEISTER PUMP PARTS

FOR UPDATED PRICING, CALL
1-844-397-8677
TO SPEAK TO THE PARTS COUNTER

Wear Plate, Big Mouth,
Non Carbide, Ergonic



Cutting Ring,
Big Mouth, Carbide




BIG MOUTH S-TUBE & WEAR PARTS

| PART NUMBER | DESCRIPTION |
|-------------|---|
| 434023 | S-Tube, Big Mouth, 90mm Spline |
| 434023-H | S-Tube, Big Mouth, 90mm Spline, Hard Surfaced |
| 458878 | Thrust Ring, Big Mouth |
| 261123001 | Cutting Ring, Big Mouth, Non-Carbide |
| 261122002 | Wear Plate, Big Mouth, Non-Carbide |
| 519314 | Wear Plate, Big Mouth, Non Carbide, RS909 |
| 033718000 | Hex Nut S-Tube, M42x3.0 |

STANDARD S-TUBE & WEAR PARTS

| PART NUMBER | DESCRIPTION |
|-------------|---|
| 406926 | S-Tube, Small Mouth, 80mm spline |
| 406926-H | S-Tube, Small Mouth, 80mm Spline, Hard Surfaced |
| 252898002 | Thrust Ring, Small Mouth |
| 251026008 | Cutting Ring, Small Mouth, Non-Carbide |
| 240111005 | Wear Plate, Small Mouth, Non-Carbide |
| 033718000 | Hex Nut S-Tube, M42x3.0 |



Hex Nut S-Tube,
M42x3.0

CONNECTING RINGS

| PART NUMBER | DESCRIPTION |
|-------------|---|
| 252200001 | Connecting Ring, Standard (Set) |
| 263330009 | Connecting Ring, Big Mouth (Requires 2) |
| 41466001 | O-Ring, 210mm x 8mm, NBR70 |
| 43635005 | O-Ring, 235mm x 5mm, NBR70 |

All prices in USD. Prices are subject to change.

FRONT HOUSING (80MM)

| PART NUMBER | DESCRIPTION |
|-------------|---|
| 401783 | Front Housing, Complete Assembly, 80mm, Slotted |
| 401783-SP | Front Housing, Complete Assembly, 80mm, Splined |
| 27783009 | Bearing Flange, Front Housing, 80mm |
| 400494 | Wear Sleeve, Front Housing, 80mm, Slotted |
| 400494-SP | Wear Sleeve, Front Housing, 80mm, Splined |
| 66586005 | Thrust Washer, Front Housing, 80mm |
| 28550008 | Bushing, Front Housing, 80mm |
| 401783KIT | Seal Kit, 80mm Front Housing |

FRONT HOUSING (90MM)

| PART NUMBER | DESCRIPTION |
|--------------|---|
| 274893001 | Front Housing, Complete Assembly, 90mm, Slotted |
| 274893001-SP | Front Housing, Complete Assembly, 90mm, Splined |
| 519127 | Front Housing, Complete Assembly, 90mm, RS909 |
| 274889002 | Bearing Flange, Front Housing, 90mm |
| 274884007 | Wear Sleeve, Front Housing, 90mm, Slotted |
| 274889007-SP | Wear Sleeve, Front Housing, 90mm, Splined |
| 427720 | Thrust Washer, Front Housing, 90mm |
| 455706 | Bushing, Front Housing, 90mm |
| 274893001SK | Seal Kit, 90mm Front Housing |
| 519127SK | Seal Kit, 90mm Front Housing, RS909 |

FOR UPDATED PRICING, CALL
1-844-397-8677
 TO SPEAK TO THE PARTS COUNTER



Front Housing, Complete
 Assembly, 90mm, RS909

REAR HOUSING

| PART NUMBER | DESCRIPTION |
|-------------|---|
| 240390004 | Rear Discharge Housing, w/ Seal Kit |
| 240391003SK | Seal Kit, Rear Discharge Housing |
| 240390004BK | Bolt Kit, Rear Discharge Housing |
| 508068 | Discharge Housing, Rear, RS909 |
| 508068SK | Seal Kit, Rear Discharge Housing, RS909 |
| 240421009 | Sealing Ring, Flap Elbow |
| 228383004 | Chrome Sleeve, S-Tube |



Seal Kit, Rear
 Discharge Housing, RS909

PUTZMEISTER PUMP PARTS

SWING LEVER & PLUNGER CYLINDERS

| PART NUMBER | DESCRIPTION |
|-------------|------------------------------------|
| 400493 | Swing Lever, 80mm, w/ Groove |
| 458733 | Swing Lever, 80mm w/o Groove |
| 274877001 | Swing Lever, 90mm, w/ Groove |
| 458703 | Swing Lever, 90mm, w/o Groove |
| 257429007 | Spacer, Ball Socket, 4mm |
| 257428008 | Spacer, Ball Socket, 13mm |
| 256300004 | Ball Socket, Swing Lever, 80/90mm |
| 440405 | Plunger Cylinder, 60mm |
| 262840008SK | Seal Kit, Plunger Cylinder, 60mm |
| 261349005 | Securing Plate, Plunger Cylinder |
| 254500000 | Securing Plate, Swing Lever |
| 519253 | Securing Plate, Swing Lever, RS909 |



Swing Lever, 90mm, w/o Groove

FLAP ELBOW AND ACCESSORIES

| PART NUMBER | DESCRIPTION |
|-------------|--|
| 417730 | Flap Elbow, w/ Prime Port |
| 417730-H | Flap Elbow, w/ Prime Port, Hard Surfaced |
| 240421009 | Sealing Ring, Flap Elbow |
| 426793 | Wedge, Flap Elbow |
| 522382 | Wedge, Curved, Flap Elbow |
| 262639002 | Wedge Insert Bullet, Flap Elbow |
| 264392004 | Tie Rod Bolt, Flap Elbow |
| 279626008 | Pin, Flap Elbow |
| 041764004 | Shim, Flap Elbow Pin |
| 54720006 | Cap, Prime Port |
| 541915 | Cap, w/ Ball Stopper, Prime Port |
| 51342005 | Clamp, 5" ZX, Prime Port |
| 43017005 | O-Ring, 5" ZX, Prime Port |
| S315900A | O-Ring, 6" ZX, Flap Elbow/Reducer |

Plunger Cylinder 60mm



Cap, Prime Port



HOPPER CLEAN OUT DOOR



Bushing, Dual Thread Bolt,
Clean Out Door

| PART NUMBER | DESCRIPTION |
|-------------|---|
| 242334000 | Clean Out Door, Hopper Bottom |
| 501457 | Clean Out Door, Hopper Bottom, Ergo Style |
| 233915001 | O-Ring, Clean Out Door |
| 407313 | Dual Thread Bolt, Clean Out Door |
| 255574006 | Jam Nut, Dual Thread Bolt, Clean Out Door |
| 066181002 | Bushing, Dual Thread Bolt, Clean Out Door |
| 456438 | Door Wedge, Left, Clean Out Door |
| 456439 | Door Wedge, Right, Clean Out Door |

FOR UPDATED PRICING, CALL
1-844-397-8677
 TO SPEAK TO THE PARTS COUNTER

ACCUMULATOR BOTTLE

| PART NUMBER | DESCRIPTION |
|-------------|--|
| 66600004 | Accumulator Bottle Hydac, 4L |
| 64020000 | Accumulator Bladder Hydac, 4L |
| 273962001 | Accumulator Bottle Hydac, 6L |
| 283868001 | Accumulator Bladder Hydac, 6L |
| HYDAC-SK-S | Seal Kit, Hydac Accumulator Bladder, Small |
| HYDAC-SK-L | Seal Kit, Hydac Accumulator Bladder, Large |
| VA302-DN | Valve Core, High Pressure, Accumulator Bladder |

HOPPER GRATE PARTS

| PART NUMBER | DESCRIPTION |
|-------------|---|
| 419553 | Steel Grate, RS905 Hopper |
| 523464 | Steel Grate, RS909 Hopper |
| 002252005 | Rubber Isolator, Hopper Grate, 40x30 |
| 245991000 | Rubber Guide Collar, RS905 Hopper |
| 520897 | Rubber Guide Collar, RS909 Hopper |
| 432235 | Rubber Buffer Hinge, Hopper Grate |
| 461952 | Rubber Seal, Hopper Grate |
| 534958 | Transponder, Upper Magnetic Section |
| 531793 | Transponder, Lower Base Section, w/ Cable |
| 277389004 | Switch Cam, Hopper Grate |

PUTZMEISTER PUMP PARTS

PISTON CUPS



Piston Ram, One Piece, 9" (DN230)



| PART NUMBER | DESCRIPTION |
|-------------|-------------|
|-------------|-------------|

8" PISTONS

| | |
|----------|--------------------------------------|
| 19004000 | Piston Ram, One Piece, DN200 |
| 80794006 | Piston Guide Ring, DN200 |
| 80372004 | Piston Seal, DN200 |
| 86236005 | Piston Ram Assembly, Complete, DN200 |

9" PISTONS

| | |
|-----------|--------------------------------------|
| 262893000 | Piston Ram, One Piece, DN230 |
| 80672005 | Piston Guide Ring, DN230 |
| 80373003 | Piston Seal, DN230 |
| 85813005 | Piston Ram Assembly, Complete, DN230 |

10" PISTONS

| | |
|-----------|--------------------------------------|
| 275059006 | Piston Guide Ring, DN250 |
| 274904000 | Piston Seal, DN250 |
| 433029 | Piston Ram Assembly, Complete, DN250 |

11" PISTONS

| | |
|-----------|--------------------------------------|
| 87540004 | Piston Guide Ring, DN280 |
| 86632007 | Piston Seal, DN280 |
| 292356009 | Piston Ram Assembly, Complete, DN280 |

MATERIAL & PUMPING CYLINDERS

| PART NUMBER | DESCRIPTION |
|-------------|-------------|
|-------------|-------------|


| | |
|-----------|--|
| 433195 | Main Pumping Cylinder DN130/80 x 2100 |
| 433195SK | Seal Kit, Main Pumping Cylinder DN130/80 |
| 510773 | Main Pumping Cylinder, DN140/80 x 2100 |
| 510773SK | Seal Kit, Main Pumping Cylinder DN140/80 |
| 239867001 | Delivery Cylinder, 230mm x 2100mm |
| 274883008 | Delivery Cylinder, 250mm x 2100mm |
| 231149002 | Delivery Cylinder, 280mm x 2100mm |
| 270321001 | Proximity Sensor |

MAIN PUMPS

| PART NUMBER | DESCRIPTION |
|-------------|-------------|
|-------------|-------------|

| | |
|-----------|--------------------------------------|
| 273904001 | Front Main Pump, Complete, A4VG125HD |
| 262146003 | Drive Shaft w/ Feed Pump SAE-D |
| 266680002 | Rear Main Pump, Complete, A4VG125HD |
| 262147002 | Drive Shaft w/ Feed Pump SAE-B |
| 830980 | Shaft Seal, A4VG125HD Main Pumps |
| 043410000 | O-Ring, A4VG125HD Main Pump |

Proximity Sensor



BOOM PUMPS

| PART NUMBER | DESCRIPTION |
|-------------|-----------------------|
| 67925005 | Boom Pump, A2F16 |
| 279532008 | Boom Pump, A17F032 |
| 495750 | Boom Pump, A2FO23/61L |

ACCESSORY PUMPS & BLOCKS

| PART NUMBER | DESCRIPTION |
|-------------|---|
| 67370003 | Accumulator Pump, A10VO28(13)DR |
| 255200008 | Accumulator Pump, A10VO28(21)DR |
| 235383000 | Single Gear Pump, R14 CM ³ |
| 290243004 | Single Gear Pump, R11 CM ³ |
| S316277A | Hyd Adapter, Gear Pump, Flange x 15L-M, 90° |
| 232072000 | Control Block, Water Pump/Auger |
| 274937006 | Control Block, Water Pump/Auger, 24v |
| 264132002 | Flushing Valve, Hydraulic Pump |

FOR UPDATED PRICING, CALL
1-844-397-8677
 TO SPEAK TO THE PARTS COUNTER

Sliding Clutch, G64/SB



PTO BOX WEAR PARTS

| PART NUMBER | DESCRIPTION |
|-------------|-------------------------------------|
| 222259008 | Piston, PTO Shift Cylinder, G64/SB |
| 479527 | Piston, PTO Shift Cylinder, G64C |
| 284918002 | Shift Cylinder, G64/SB |
| 062587008 | Sliding Clutch, G61 |
| 284943006 | Sliding Clutch, G64/SB |
| 479488 | Sliding Clutch, G64C |
| 065644003 | Shift Fork w/ Rod, G61 |
| 284946003 | Shift Fork w/ Rod, G64/SB |
| 479492 | Shift Fork w/ Rod, G64C |
| 479493 | Shift Rod, G64C |
| 285085002 | Castle Nut, G64 |
| 222257000 | Breather Cap, G64 |
| 479526 | Main Shaft Seal, 120/180x15, G64C |
| 285090000 | Main Shaft Seal, 100/120x12, G64/SB |
| 284921002 | Main Shaft Seal, 080/100x10, G61 |
| 285089008 | Upper Shaft Seal, 080/100x12, G64 |
| 479544 | Upper Shaft Seal, 065/090x10, G64C |



PUTZMEISTER PUMP PARTS

WATER BOX & WATER TANK

| PART NUMBER | DESCRIPTION |
|-------------|---|
| 19011006 | Rubber Stopper, Drain Handle, 8mm |
| 451574 | Drain Handle, Water Box |
| 255123004 | Cover, Water Box |
| 255122005 | Grill, Water Box |
| 401503 | Spacer Flange/Dog Bone |
| 263558001 | Rod Flange, Main Pumping Cylinder, DN140/80 |
| 404435 | Flushing Water Pump |
| 229178001 | Motor, Water Pump |
| 437388 | Tapered Coupler, Water Pump Driver |
| 262149000 | Clamping Halves Set, Water Pump Shaft |
| 18533006 | Roller Water Pump, Hypro 7560C |
| 18570001 | Repair Kit, Roller Water Pump |


VALVES & COILS

| PART NUMBER | DESCRIPTION |
|-------------|---|
| 61678002 | Coil, 24v, 4/3 & 4/2 Way Valve, Old Style |
| 245363007 | Coil, 12v, Accumulator Dump Valve |
| 245364006 | Coil, 24v, Accumulator Dump Valve |
| 267378009 | Coil, 12v, 4/3 & 4/2 Way Valve |
| 267377000 | Coil, 24v, 4/3 & 4/2 Way Valve |
| 256078006 | Coil, 24v, Boom Stack Valve |
| 255120007 | Coil, 12v, Boom Stack Valve |
| 67346008 | Valve Assembly, 4/3 Way, 24v |
| 67344000 | Valve Assembly, 4/2 Way, 24v |
| 295208002 | Valve Assembly, Directional Control |
| 580765 | Valve Assembly, 4/2 Way, 24v, NG10 |
| 240888008 | Valve Assembly, Volume Control, 24v |
| 265686007 | Hydraulic Check Valve, Outrigger Cylinder |
| 44151009 | Hydraulic Check Valve |
| 043775004 | Hydraulic Check Valve |

PTO BOXES

| PART NUMBER | DESCRIPTION |
|-------------|--------------------|
| 280914000 | PTO Gearbox, G61 |
| 278023000 | PTO Gearbox, G64 |
| 549875 | PTO Gearbox, G64SB |
| 439366 | PTO Gearbox, G64C |

Motor, Water Pump



SAFETY SWITCHES & RELAYS

| PART NUMBER | DESCRIPTION |
|-------------|--------------------------------------|
| 452208 | Limit Switch, Hopper Grate |
| 239584009 | Limit Switch, PTO |
| 405197 | E-Stop Box Assembly |
| 453092 | Horn Button Assembly, w/ Wire & Loom |
| 278495007 | Step Relay, 24v |
| 247103003 | Step Relay, 12v |
| 244371003 | Step Relay, 24v |
| 274147003 | Relay, 24v |
| 269463006 | Relay, Change Over, 24v |
| 244372002 | Relay Module, Stroke Change, 24v |
| 225684007 | Relay, 24v |
| 415538 | Relay, 12v, 70a |
| 415541 | Relay, 24v, 50a |
| 232282007 | Fuse Box, 6 Fuse Holder |
| 238390003 | Switchbox, 24v |
| 266787002 | Controller, POH Reverse |



Relay Module, Stroke Change, 24v

TK PUMPS

| PART NUMBER | DESCRIPTION |
|--------------------------|---|
| HOPPER WEAR PARTS | |
| 444384 | Wear Plate, Non-Carbide, TK70 |
| 251231000 | Cutting Ring, Non-Carbide, TK70 |
| 269379006 | Thrust Ring, TK70 |
| 430406 | Wear Plate, Non-Carbide, TK40-60 |
| 430408 | Cutting Ring, Non-Carbide, TK40-60 |
| 430378 | Thrust Ring, TK40-60 |
| 401783 | Front Housing, Complete Assembly, 80mm, Slotted |
| 401783-SP | Front Housing, Complete Assembly, 80mm, Splined |
| 401783SK | Seal Kit, Upper Housing Assembly, TK40-70 |
| 410504 | Rear Housing, TK40-70 |
| 410504SK | Seal Kit, Rear Housing, TK40-70 |
| 523599 | Auger Paddle, Left, TK40-70 |
| 523605 | Auger Paddle, Right, TK40-70 |
| 261611005 | Chrome Sleeve, S-Tube, TK40-70 |
| PISTON CUPS | |
| 56123009 | Piston Guide Ring, Two Piece, 7" (DN180), TK60-70 |
| 56720004 | Piston Seal, Two Piece, 7" (DN180), TK60-70 |
| 19447007 | Piston Guide Ring, Two Piece, 6" (DN150), TK40-50 |
| 56839005 | Piston Seal, Two Piece, 6" (DN150), TK40-50 |



CERTIFIED MULTIQUIP REPAIR SHOP

The DY Service Center is proud to be a Multiquip-certified repair shop, offering expert service and repairs for all Multiquip equipment. From **small tools to power trowels, generators, and trailer pumps**, our skilled technicians ensure your equipment is ready to perform when you need it most.



Trust us to provide reliable repairs that keep your Multiquip machines operating at peak efficiency.



BUY CONCRETE EQUIPMENT



CALL NOW!
¡LLAMA AHORA!
APPELEZ-NOUS!
682-350-9949

**USED
INVENTORY**

**NEW
INVENTORY**

**SELL
EQUIPMENT**

**ONLINE
FINANCING**

BUY AND SELL QUALITY CONCRETE EQUIPMENT

BuyConcreteEquipment.com is the go-to marketplace for buying and selling used concrete equipment. Open to everyone, it offers a diverse selection of pumps and machinery, including power trowels and laser screeds. International buyers can access reliable equipment tailored to their local regulations, infrastructure, and project demands, making it easier to find the right tools for the job. Designed to simplify transactions, BCE connects buyer with sellers, helping operators expand fleets and seize new opportunities with ease.

COMPRES Y VENTA EQUIPOS DE HORMIGÓN

BuyConcreteEquipment.com es el mercado para la compra y venta de bombas de hormigón usadas, con opciones adicionales para equipos de hormigón como fratasadoras y reglas láser. Los compradores internacionales pueden encontrar equipos fiables adaptados a sus necesidades locales, lo que facilita la ampliación de flotas y la realización de nuevos proyectos. La plataforma simplifica las transacciones, conectando a vendedores y compradores con facilidad.

QUALITÉ ÉQUIPEMENT POUR LE BÉTON

BuyConcreteEquipment.com est la place de marché pour l'achat et la vente de pompes à béton d'occasion, avec des options supplémentaires pour l'équipement de béton comme les truelles électriques et les chapes laser. Les acheteurs internationaux peuvent trouver des équipements fiables adaptés à leurs besoins locaux, ce qui facilite l'expansion des flottes et la prise en charge de nouveaux projets. La plateforme simplifie les transactions en mettant facilement en relation les vendeurs et les acheteurs.



CALL (682) 350-9949 FOR A QUOTE TODAY
OR VISIT BUYCONCRETEEQUIPMENT.COM



SCHWING PUMP PARTS



**BUILT TO
*PERFORM***



Bearing Assembly LH (Drive)
(pg. 39)

SCHWING PUMP PARTS

Piston Ram, 10" (DN250)



AGITATOR MOTOR & BEARINGS

| PART NUMBER | DESCRIPTION |
|-------------|-----------------------------|
| 10039180 | Hydraulic Motor Agitator |
| 10039180K | Keyway, Agitator Motor |
| 10076459 | Seal Kit, Agitator Motor |
| 10061072 | Bearing Assembly LH (Drive) |
| 10061073 | Bearing Assembly RH |
| 10061074 | Bearing Support LH |
| 10061075 | Flange Shaft LH |
| 10061076 | Sealing Cone |
| 10061077 | Bushing 60/80x23 |
| 10061078 | Bearing Support RH |
| 10061079 | Support Cover |
| 10061080 | Flanged Shaft RH |
| 10061081 | Disc Inner |
| 10061082 | Flanged Bushing |
| 10061083 | Disc Outer |

AGITATOR SHAFT

| PART NUMBER | DESCRIPTION |
|-------------|-----------------------------------|
| 10052446 | Agitator Shaft Assembly, M Rock |
| 10167220 | Agitator Shaft Assembly, B/E Rock |
| 10052448 | Auger Paddle, Center/Ends, M Rock |
| 10167218 | Auger Paddle, Ends, B/E Rock |
| 10167219 | Auger Paddle, Center, B/E Rock |

FOR UPDATED PRICING, CALL
1-844-397-8677
TO SPEAK TO THE PARTS COUNTER

Auger Paddle, Ends, B/E Rock



Bushing w/ Groove,
Front, Rock Valve Shaft

Bushing 60/80x23

Sealing Cone

Flanged Shaft RH

Sealing Cover

ROCK VALVES

| PART NUMBER | DESCRIPTION |
|-------------|--|
| 10059467 | Rock Valve, M-Style, DN210/180 |
| 10064073 | Shaft, Rock Valve, M-Style |
| 10181912 | Rock Valve, B-Style, DN210/180 |
| 10180090 | Shaft, Rock Valve, B-Style |
| 10018037 | Bushing w/ Groove, Front, Rock Valve Shaft |
| 10018047 | Bushing, Rear, Rock Valve Shaft |
| 10018035 | Sealing Cover |

SHIFTING CYLINDER

| PART NUMBER | DESCRIPTION |
|-------------|---------------------------------|
| 10017556 | Piston Rod, Shift Cylinder |
| 10064756 | Seal Kit, Shift Cylinder |
| 10118218 | Cylinder, Slewing Pivot |
| 10006726 | Bushing, MB3530, Shift Cylinder |



Don't see what your're looking for?


Give our parts counter experts a call at 1-844-397-8677 for more information.

SCHWING PUMP PARTS



WEAR PARTS

| PART NUMBER | DESCRIPTION |
|------------------------------------|----------------------------------|
| KIDNEY SEALS & PLATES | |
| 10032182 | Kidney Seal, DN135 |
| 10029138 | Kidney Seal, DN180 |
| 10025851 | Kidney Plate, DN135 |
| 10018046 | Kidney Plate, DN180 |
| CUTTING & BACK UP RINGS | |
| 10063938 | Cutting Ring, Non-Carbide, DN165 |
| 10063939 | Cutting Ring, Non-Carbide, DN210 |
| 10081098 | Cutting Ring, Carbide, DN210 |
| 10158880 | Back Up Ring DN210 |
| 10181916 | Cutting Ring, Non-Carbide, DN220 |
| 10182449 | Cutting Ring, Carbide, DN220 |
| 10181915 | Back Up Ring, DN220 |
| 10166890 | Cutting Ring, Non-Carbide, DN230 |
| 10185103 | Cutting Ring, Carbide, DN230 |
| PRESSURE SPRINGS | |
| 10064473 | Pressure Spring, DN165 |
| 10064472 | Pressure Spring, DN210 |
| 10181917 | Pressure Spring, DN220 |
| 10166975 | Pressure Spring, DN230 |



WEAR PARTS

| PART NUMBER | DESCRIPTION |
|------------------------------------|--|
| WEAR PLATES & INSERTS | |
| 10129809 | Wear Plate, Non-Carbide, DN150 |
| 10129807 | Wear Plate, Non-Carbide, DN180 |
| 10074767 | Wear Plate, Non-Carbide, DN200 |
| 10074768 | Wear Plate, Non-Carbide, DN230 |
| 10181938 | Wear Plate, Non-Carbide, DN250 |
| 10146062 | Base Plate, Carbide, DN180/200/230 |
| 10183638 | Base Plate, Carbide, DN250 |
| 10081096 | Wear Insert, Carbide, DN200 |
| 10081097 | Wear Insert, Carbide, DN230 |
| 10182449 | Wear Insert, Carbide, Left, DN250 |
| 10190439 | Wear Insert, Carbide, Right, DN250 |
| 10146064 | Triangle Insert, Small, Carbide |
| 10146063 | Triangle Insert, Large, Carbide |
| 10183641 | Triangle Insert, Small, Carbide, DN250 |
| 10183640 | Triangle Insert, Large, Carbide, DN250 |
| MOUNTING PLATES & COVER | |
| 10074769 | Mounting Plate, DN180/200/230 |
| 10166657 | Mounting Plate, DN250 |
| 10018029 | Cover Lining |
| 10018027 | Top Cover |

SCHWING PUMP PARTS

BOTTOM HOPPER DOOR

| PART NUMBER | DESCRIPTION |
|-------------|--------------------------------------|
| 10080782 | Clean Out Door, Hopper Bottom, DN250 |
| 10035783 | Sealing Ring, DN250, Clean Out Door |

SEALS & O-RINGS

| PART NUMBER | DESCRIPTION |
|-------------|--------------------------------|
| 10006403 | Sealing Ring, DN180, Old Style |
| 10206184 | Sealing Ring, DN180, New Style |
| 10206185 | Sealing Ring, DN150, Old Style |
| 10004761 | Sealing Ring, DN150, New Style |
| 10000765 | O-Ring, 60mm x 5mm |
| 10017436 | O-Ring, 70mm x 8mm |
| 10001052 | O-Ring, 94mm x 3mm |
| 10016241 | O-Ring, 95mm x 8mm |
| 10016664 | O-Ring, 195mm x 3mm |
| 10000602 | O-Ring, 200mm x 10mm |
| 10014002 | O-Ring, 207mm x 3mm |
| 10000616 | O-Ring, 214mm x 5mm |
| 10000630 | O-Ring, 220mm x 3mm |
| 10016665 | O-Ring, 225mm x 3mm |
| 10000650 | O-Ring, 240mm x 3mm |
| 10128455 | O-Ring, 242mm x 4mm |
| 10000663 | O-Ring, 265mm x 3mm |
| 10000666 | O-Ring, 270mm x 3mm |

PISTON RAMS

| PART NUMBER | DESCRIPTION |
|-------------|-------------------------|
| 10209273 | Ram Connection |
| 10161863 | Piston Ram, 6" (DN150) |
| 10161781 | Piston Ram, 7" (DN180) |
| 10161754 | Piston Ram, 8" (DN200) |
| 10161634 | Piston Ram, 9" (DN230) |
| 10161980 | Piston Ram, 10" (DN250) |

MATERIAL CYLINDERS

| PART NUMBER | DESCRIPTION |
|-------------|-----------------------------------|
| 10006084 | Material Cylinder, DN200 x 1600mm |
| 10019377 | Material Cylinder, DN230 x 2133mm |
| 10178873 | Material Cylinder, DN250 x 2500mm |



Ram Connection

ACCUMULATOR PUMPS

| PART NUMBER | DESCRIPTION |
|-------------|--|
| 30361366 | Accumulator Pump, Schwing, A11VO40DR/10L |
| 10155092 | Accumulator Pump, Schwing, A7V055DR |



Shifting Fork w/ Rod

FOR UPDATED PRICING, CALL
1-844-397-8677
 TO SPEAK TO THE PARTS COUNTER

WATER PUMP

| PART NUMBER | DESCRIPTION |
|-------------------|---|
| 018533006 (7560C) | Roller Water Pump, Hypro 7560C |
| 10170884 | Repair Kit, Roller Water Pump (018570001) |
| 10011759 | Connecting Insert, Water Pump |

PTO

| PART NUMBER | DESCRIPTION |
|-------------|----------------------------------|
| 10173818 | PTO Gearbox, 4400, 1:1.932 |
| 10038386 | PTO Gearbox, 4194, 1:1.28 |
| 10038387 | PTO Gearbox, 4194, 1:1.0396 |
| 10012464 | Shifting Fork w/ Rod |
| 10004989 | Sliding Clutch, 4194 PTO Gearbox |

ACCESSORIES

Shaft Coupler

| PART NUMBER | DESCRIPTION |
|-------------|---|
| 98490427 | Valve Cartridge Pulsar w/ Pigtail, 24v (10160911) |
| 10173517 | Valve Cartridge Pulsar w/ Pigtail, 12v |
| 10205385 | E-Stop Button Assembly |
| 10002386 | Mounting Bolt, Wedge |
| 10010238 | Pipe Mount U-Bolt, 5.5" |
| 10038880 | Saddle for Pipe Mount |
| 10018123 | Hinge, Rock Elbow |
| 10004709 | Wedge |
| 10011849 | Shaft Coupler |
| 593 | Battery, Scan Reco, 7.2v, 3.3Ah |
| T42-BA | Battery, T42 Omnex, 9.6V, 3.6 Ah |
| T42-BAC | Battery Charger, T42 Omnex Battery |



HYDRAULIC FILTERS






**BUILT TO
*PERFORM***

Filter Housing Assembly, Suction,
33-63m (pg. 47)

HYDRAULIC FILTERS

Filter Housing Assembly,
Suction, 33-63m



HYDRAULIC FILTERS & HOUSINGS

| PART NUMBER | DESCRIPTION |
|--------------|---|
| S204637A | Filter Housing Assembly, Suction, 33-63m, CTY-100 |
| S310899A | Suction Filter, 33-63m, CTY-100 |
| S204637A-ORK | O-Ring Kit, Suction Filter & Housing, 33-63m, CTY-100 |
| S204638A | Filter Housing Assembly, Suction, 37m |
| S315936A | Suction Filter, 37m |
| S325193A | Filter Housing Assembly, Boom, 33-63m, New |
| S323760A | Boom Filter, 33-48m |
| S364477A | Clogging Indicator, Boom Filter Housing, 33-63m, New |
| S325193A | Filter Housing Assembly, Boom, 52-57m, Old |
| S321064A | Boom Filter 52m-57m, Old |
| S364478A | Clogging Indicator, Boom Filter Housing, 52-57m |
| S207097A | Fuel Filter Assembly, 48-63m |

ALLIANCE FILTERS

| PART NUMBER | DESCRIPTION |
|-------------|-------------------------------|
| RB31203 | Suction Filter, All Pumps |
| RB31206 | O-Ring, RB31203, 100 x 4.00mm |
| RB31207 | O-Ring, RB31203, 126 x 4.00mm |
| RB31103 | Return Filter, 32m-63m |
| RB31105 | O-Ring, RB31103, 145 x 5.33mm |
| RB31106 | O-Ring, RB31103, 180 x 6.00mm |
| RB31303 | Boom Filter, 20m-38m |
| RB37303 | Boom Filter, 38-5 and Up |

PUTZMEISTER FILTERS

| PART NUMBER | DESCRIPTION |
|-------------|--------------------------------|
| 273827007 | Filter Element, Boom |
| 222895006 | Filter Element, Suction |
| 223192009 | Filter Element 10μ |
| 060440008 | Gauge, Suction Filter |
| 244085001 | Indicator, Filter Bypass |
| 482073 | Air Filter Assembly |
| 272317000 | Ventilation Filter Assembly |
| 272318009 | Filter Element (x3) |
| 425836 | Filter Element, Boom |
| 416341 | Filter Element, Suction |
| 231696005 | Filter Element |
| 248911003 | Filter Element, Suction |
| 294073005 | Filter Element, Suction (Long) |
| 551476 | Filter Element |
| 534896 | Filter Element, 10u-F |

Boom Filter, 20m-38m



SCHWING FILTERS

| PART NUMBER | DESCRIPTION |
|-------------|-------------------------------------|
| 10155110 | Filter Element |
| 10072694 | Filter Element HP |
| 10073397 | Filter Element Main |
| 10002989 | Filter Element, Hyd Tank, Old Style |
| 10190588 | Filter Element |
| 10163031 | Filter Element |
| 10021810 | Filter Element |
| 10177778 | Clogging Indicator, Boom Filter |



CONCRETE HOSES



**BUILT TO
*PERFORM***

CONCRETE HOSES

(85 BAR/1233 PSI)

TEXTILE

WIREBRAID

DESCRIPTION

2" HD x 25', Double Ended
 2" HD x 50', Double Ended
 2.5" HD x 25', Double Ended
 2.5" HD x 50', Double Ended
 3" HD x 10', Single Ended
 3" HD x 10', Double Ended
 3" HD x 20', Double Ended
 3" HD x 25', Double Ended
 3.5" HD Reducing x 10', Single Ended
 3.5" HD Reducing x 15', Double Ended
 3.5" HD Reducing x 20', Double Ended
 4" HD x 10', Single Ended
 4" HD x 10', Double Ended
 4" HD x 20', Double Ended
 4.5" ME Reducing x 10', Single Ended
 4.5" ME Reducing x 12.5', Single Ended
 5" ME x 10.5', Single Ended
 5" ME x 12.5', Single Ended
 5" ME x 10', Double Ended



LAYFLAT HOSES

PART NUMBER

DESCRIPTION

VIPER-300X15-H1 Viper ICF Tip Hose, 3" x 15', 1250WP
 VIPER-350X15-R1 Viper ICF Tip Hose, 3.5" x 15', 1250WP, Reducing End
 1250LF-300X15-H1 Layflat Tip Hose, 3" x 15', 1250WP/2500BP
 1250LF-400X15-H1 Layflat Tip Hose, 4" x 15', 1250WP/2500BP
 1250LF-400X20-H1 Layflat Tip Hose, 4" x 20', 1250WP/2500BP

SHOTCRETE

PART NUMBER

DESCRIPTION

ADFR075300ASSY Air Hose Assembly, 3/4" Ends, 50', 300 PSI
 SN20HD-CF Shotcrete Nozzle Assembly, 2" HD
 SNR20L Shotcrete Nozzle, Tip Only, 2"

Howdy from DY Concrete Pumps'


TEXAS

HEADQUARTERS

SEE THE SIGHTS
DURING A
PERSONAL TOUR
OF DY CONCRETE
PUMPS TEXAS
HEADQUARTERS


Explore eight active production bays and experience the build process up close. Visit the DY Service Center and meet skilled technicians ready to handle any make or model of concrete pump. Browse the 7,000 sq. ft. Parts Department, fully stocked with everything needed to keep equipment running strong. Step inside the state-of-the-art downdraft paint booth, the largest in the South, and see where every pump gets its high-quality paint. There's so much to discover at DY's Texas headquarters

**VISIT THE LONE STAR STATE AND EXPERIENCE
THE DY DIFFERENCE FIRST HAND.**



SCAN THIS QR CODE TO FIND YOUR
LOCAL SALES REPRESENTATIVE AND
REACH OUT TO SCHEDULE A TOUR:





SYSTEM PARTS



**BUILT TO
*PERFORM***



Clamp, 5" Metric, Two Bolt, w/
Flat Bracket (pg. 55)

SYSTEM PARTS

Clamp, 5" Metric, One Bolt w/ Bracket, Greaseable

Snap Clamp, 5" Metric, Putz Jib Style



SYSTEM CLAMPS

| PART NUMBER | DESCRIPTION |
|-------------|--|
| CG20HD-ACME | Snap Clamp, 2" HD, w/ Gasket & Pin, Acme Style |
| CG25HD-ACME | Snap Clamp, 2.5" HD, w/ Gasket & Pin, Acme Style |
| CG30HD | Snap Clamp, 3" HD, w/ Gasket & Pin |
| CG30HD-ACME | Snap Clamp, 3" HD, w/ Gasket & Pin, Acme Style |
| CG30HD-ADJ | Snap Clamp, 3" HD Adjustable, w/ Gasket & Pin |
| CG40HD | Snap Clamp, 4" HD, w/ Gasket & Pin |
| CG40HD-ACME | Snap Clamp, 4" HD, w/ Gasket & Pin, Acme Style |
| CG40HD-ADJ | Snap Clamp, 4" HD Adjustable, w/ Gasket & Pin |
| CG50HD | Snap Clamp, 5" HD, w/ Gasket & Pin |
| CG50HD-ACME | Snap Clamp, 5" HD, w/ Gasket & Pin, Acme Style |
| CG50HD-ADJ | Snap Clamp, 5" HD Adjustable, w/ Gasket & Pin |
| CG50ME | Snap Clamp, 5" ME, w/ Gasket & Pin |
| CG50ME-ACME | Snap Clamp, 5" ME, w/ Gasket & Pin, Acme Style |
| CG50ME-ADJ | Snap Clamp, 5" ME Adjustable, w/ Gasket & Pin |

SPECIALTY CLAMPS

| PART NUMBER | DESCRIPTION |
|-------------|---|
| S315076A | Clamp, 5" Metric, Two Bolt, w/o Bracket |
| S315074A | Clamp, 5" Metric, One Bolt, w/o Bracket |
| S322716A | Clamp, 5" Metric, Two Bolt, w/ Bracket |
| S324277A | Clamp, 5" Metric, One Bolt w/ Bracket, Greaseable |
| 524948 | Snap Clamp, 5" Metric, Putz Jib Style |
| 534295 | Snap Clamp, 5" ME, w/ 4 Bolt Bracket |
| 426594-1 | Clamp, 5" Metric, Two Bolt, Low Profile w/o Bracket, SHCS |
| 426594-2 | Clamp, 5" Metric, Two Bolt, w/o Bracket, HHCS |
| 058102002 | Clamp, 5" Metric, Four Bolt, w/o Bracket |
| 246984003 | Clamp, 5" Metric, Four Bolt, w/ Bracket |
| 10133242 | Clamp, 5" Metric, Two Bolt, w/ Flat Bracket |

Clamp, DN180, Schwing Back End



Don't see what you're looking for?

Give our parts counter experts a call at 1-844-397-8677 for more information.

BACK END CLAMPS

| PART NUMBER | DESCRIPTION |
|-------------|--------------------------------|
| S322754A | Clamp, 5" ZX, Prime Port |
| S319510A | Clamp, 6" ZX, Bolt Style |
| S315899A | Clamp, 6" ZX, Wedge Style |
| 051342005 | Clamp, 5" ZX, Prime Port |
| RB60005 | Snap Clamp, 6" ME |
| 241292004 | Clamp, 6" ZX, Bolt Style |
| 240948003 | Clamp, 6" ZX, Wedge Style |
| 10043559 | Clamp, DN150, Schwing Back End |
| 10043560 | Clamp, DN180, Schwing Back End |

CLAMP HARDWARE

| PART NUMBER | DESCRIPTION |
|-------------|---|
| CGPIN-S | Safety Pin, w/ Tag, 2"-2.5" Clamps |
| CGPIN-L | Safety Pin, w/ Tag, 3"-5" Clamps |
| 018878004 | Safety Pin, Putzmeister Style |
| S312374A | Eye Bolt, DY Tightening Strap |
| S363644A | Flanged Nut, DY Tightening Strap |
| S363645A | Clevis Pin, DY Tightening Strap |
| S312373A | Tightening Strap, DY Style |
| S312373A-1 | Tightening Strap Assembly, DY Style |
| 286017008 | Eye Bolt, Putz Tightening Strap |
| 245103005 | Tightening Strap Assembly, Putz Style |
| EN-S322754A | Extension Nut, DY Style, Prime Port Clamp |
| EB-S322754A | Eye Bolt, DY Style, Prime Port Clamp |
| S321185A | Wedge, Swing Elbow, DY |
| 426793 | Wedge, Swing Elbow, Putz |
| 240945006 | Wedge, 6" ZX Clamp |

FOR UPDATED PRICING, CALL
1-844-397-8677
 TO SPEAK TO THE PARTS COUNTER



Flanged Nut, DY
Tightening Strap

GASKETS & O-RINGS

| PART NUMBER | DESCRIPTION |
|-------------|-----------------------------------|
| GA20HD | Gasket w/ Lip, 2" HD |
| GA25HD | Gasket w/ Lip, 2.5" HD |
| GA30HD | Gasket w/ Lip, 3" HD |
| GA40HD | Gasket w/ Lip, 4" HD |
| GA50HD | Gasket w/ Lip, 5" HD |
| GA50MC | Gasket, 5" ME, Open Cavity |
| S312319A | Gasket w/ Lip, 5" ME |
| GA60HD | Gasket, 6" HD, Swivel |
| GA60MC | Gasket, 6" ME, Open Cavity |
| S316299A | O-Ring, 5" ZX, Prime Port |
| S315900A | O-Ring, 6" ZX, Flap Elbow/Reducer |



SYSTEM PARTS

WELD ON ENDS

| PART NUMBER | DESCRIPTION |
|-------------|---|
| WE20HD | Weld on End, 2" HD, Butt Weld Style |
| WE25HD | Weld on End, 2.5" HD, Butt Weld Style |
| WE30HD | Weld on End, 3" HD, Butt Weld Style |
| WE40HD | Weld on End, 4" HD, Butt Weld Style |
| WE50HD | Weld on End, 5" HD, Butt Weld Style |
| WE50ME | Weld on End, 5" ME, Butt Weld Style |
| WE50ME-B | Weld on End, 5" ME Boom Pipe, Slip-On, w/o Insert |
| WE50ME-D | Weld on End, 5" ME Deck Pipe, Slip-On, w/o Insert |
| S354706A | Weld on End, 5" ME Boom Pipe, Slip-On w/ Insert |
| S370805A | Weld on End, 5" ME Deck Pipe, Slip-On w/ Insert |
| S361742A | Weld on End, 5" ME Boom Pipe, Slip-On, CCI Insert |
| S370522A | Weld on End, 5" ME Deck Pipe, Slip-On, CCI Insert |



Weld on End, 2" HD



Weld on End, 3" HD



Weld on End, 4" HD



Weld on End, 5" HD

BACKEND REDUCERS

| PART NUMBER | DESCRIPTION |
|-------------|--|
| S356114A | Reducer, 6" ZX x 5" ME, 1200mm, Heat Treated |
| S317287A | Reducer, 6" ZX x 5" ME, 1200mm Twin Wall |
| S2030569 | Reducer, 6" ZX x 5" ME, 1200mm, CCI-Twin Wall |
| RSW651200MM | Reducer, 6" ME x 5" ME, 1200mm, SW-Hard Surfaced |
| RTW651200MM | Reducer, 6" ME x 5" ME, 1200mm, Twin Wall |

PIPE REDUCERS

| PART NUMBER | DESCRIPTION |
|-------------|------------------------------------|
| RE504036MH | Reducer, 5" ME x 4" HD, 36" Long |
| RE504036HH | Reducer, 5" HD x 4" HD, 36" Long |
| RE504015MH | Reducer, 5" ME x 4" HD, 15" Long |
| RE504015HH | Reducer, 5" HD x 4" HD, 15" Long |
| RE403036HH | Reducer, 4" HD x 3" HD, 36" Long |
| RE403015HH | Reducer, 4" HD x 3" HD, 15" Long |
| RE402536HH | Reducer, 4" HD x 2.5" HD, 36" Long |
| RE302536HH | Reducer, 3" HD x 2.5" HD, 36" Long |
| RE302036HH | Reducer, 3" HD x 2" HD, 36" Long |
| RE252036HH | Reducer, 2.5" HD x 2" HD, 36" Long |

FOR UPDATED PRICING, CALL

1-844-397-8677

TO SPEAK TO THE PARTS COUNTER



Reducer, 5" Metric
x 4" HD, 15" Long

SINGLE WALL PIPE

| PART NUMBER | DESCRIPTION |
|-------------|---|
| S354701A | Boom Pipe, 5" ME x 3000mm, 5mm, SW-Heat Treated |
| S356115A | Deck Pipe, 5" ME x 3000mm, 7mm, SW-Heat Treated |
| S354700A | Pipe Elbow, 5" ME x 90° R275, SW-Heat Treated |
| ESW5090ME | Pipe Elbow, 5" ME x 90° R275, SW |
| ESW5090ME-R | Pipe Elbow, 5" ME x 90° R275, SW Reinforced |
| ESW5090SME | Pipe Elbow, 5" ME x 90° R180, SW |
| S356203A | Pipe Elbow, 5" ME x 45° R235, SW-Heat Treated |
| ESW5045ME | Pipe Elbow, 5" ME x 45° R235, SW |
| S356396A | Pipe Elbow, 5" ME x 30° R235, SW-Heat Treated |
| ESW5030ME | Pipe Elbow, 5" ME x 30° R235, SW |
| ESW5020ME | Pipe Elbow, 5" ME x 20° R187, SW |
| ESW5015ME | Pipe Elbow, 5" ME x 15° R187, SW |
| ESW5010ME | Pipe Elbow, 5" ME x 10° R187, SW |

TWIN WALL PIPE

| PART NUMBER | DESCRIPTION |
|-------------|--|
| S361740A | Boom Pipe, 5" ME x 3000mm, 2.5+2mm, TW-High Imp. |
| S361778A | Deck Pipe, 5" ME x 3000mm, 3.3+3mm, TW-High Imp. |
| EXEN-0590 | Pipe Elbow, 5" ME x 90° R275, TW-High Imp. |
| S317285A | Pipe Elbow, 5" ME x 90° R275, Twin Wall |
| S354725A | Pipe Elbow, 5" ME x 90° R180, Twin Wall |
| EXEN-0545 | Pipe Elbow, 5" ME x 45° R235, TW-High Imp. |
| S317412A | Pipe Elbow, 5" ME x 45° R235, Twin Wall |
| EXEN-0530 | Pipe Elbow, 5" ME x 30° R235, TW-High Imp. |
| S317455A | Pipe Elbow, 5" ME x 30° R235, Twin Wall |
| ETW50325MEP | Pipe Elbow, 5" ME x 32.5° R275, TW Putz |
| ETW50325MES | Pipe Elbow, 5" ME x 32.5° R235, TW Schwing |
| ETW5020ME | Pipe Elbow, 5" ME x 20° R187, Twin Wall |
| ETW5015ME | Pipe Elbow, 5" ME x 15° R187, Twin Wall |
| ETW5010ME | Pipe Elbow, 5" ME x 10° R187, Twin Wall |

HIGH PRESSURE ELBOWS

| PART NUMBER | DESCRIPTION |
|-------------|--|
| ESW6090ZX | High Pressure Elbow, 6" x 90°, ZX to ZX, SW |
| ESW6090ME | High Pressure Elbow, 6" x 90°, ME to ME, SW |
| ESW6090ZXM | High Pressure Elbow, 6" x 90°, ZX to ME, SW |
| ESW6090SCH | High Pressure Elbow, 6" x 90°, Schwing Ends, SW |
| S356113A | High Pressure Elbow, 6" x 90°, ZX to ZX, SW-Heat Treated |
| S317288A | High Pressure Elbow, 6" x 90°, ZX to ZX, TW |
| ETW6090ZX-C | High Pressure Elbow, 6", 90°, ZX to ZX, CCI-Twin Wall |

Pipe Elbow, 5" ME x 30° R235, TW-High Imp



SYSTEM PARTS

SLICK LINE

| PART NUMBER | DESCRIPTION |
|-----------------|--|
| SLP500X10-HH11G | Slick Line Pipe, 5" HD x 10', Double Ended, 11 Gauge |
| SLP400X10-HH11G | Slick Line Pipe, 4" HD x 10', Double Ended, 11 Gauge |
| SLP300X10-HH11G | Slick Line Pipe, 3" HD x 10', Double Ended, 11 Gauge |
| SLP250X10-HH11G | Slick Line Pipe, 2.5" HD x 10', Double Ended, 11 Gauge |
| SLP200X10-HH11G | Slick Line Pipe, 2" HD x 10', Double Ended, 11 Gauge |



CLEAN OUT

| PART NUMBER | DESCRIPTION |
|-------------|---|
| CB20M | Clean Out Ball, 2" Medium |
| CB25M | Clean Out Ball, 2.5" Medium |
| CB30M | Clean Out Ball, 3" Medium |
| CB40M | Clean Out Ball, 4" Medium |
| CB50M | Clean Out Ball, 5" Medium |
| CB60M | Clean Out Ball, 6" Medium |
| 253086004 | Clean Out Bullet, 6" Medium |
| CC997M | Clean Out Cube, 9" x 9" x 7" |
| K3005810 | Go Devil, 5" Double Lip |
| K3005808 | Go Devil, 4" Double Lip |
| WOBWB427216 | Wash Out Bag, XL, 42" x 72" x 16", w/ Bamboo Supports |
| 541915 | Prime Port Cap, w/ Ball Stopper |
| SCRAPER | Scraper, S-Tube |

BLOW OUT CAPS

| PART NUMBER | DESCRIPTION |
|---------------|-------------------------------------|
| 20HDBOCAP | Blow Out Cap, 2" HD |
| 25HDBOCAP | Blow Out Cap, 2.5" HD |
| 30HDBOCAP | Blow Out Cap, 3" HD |
| 40HDBOCAP | Blow Out Cap, 4" HD |
| 50HDBOCAP | Blow Out Cap, 5" HD |
| 50MEBOCAP | Blow Out Cap, 5" ME |
| 50MEBOCAP-2PL | Blow Out Cap, 5" ME, 2 Ports, Long |
| BOCAP-FK | Fitting Kit, Blow Out Cap (2 Ports) |

Blow Out Cap, 5" HD



HOSE ACCESSORIES

| PART NUMBER | DESCRIPTION |
|-------------|--|
| 089983125 | Hose Pan |
| S202787C | Hose Hanger Assembly, Tip Hose, DY |
| 288937005 | Hose Hanger Assembly, Tip Hose, "R" Boom |
| 482608 | Hose Hanger Assembly, Tip Hose, "Z" Boom |



DY SERVICE CENTER

TEXAS BASED. RENOWNED NATIONWIDE.



**GENERAL MAINTENANCE • DRIVELINE REPAIR • HYDRUALIC HOSE FABRICATION •
ELECTRONIC REMOTE REPAIR • INSPECTION REPORTS • BOOM SYSTEM
REPLACEMENT • HOPPER REBUILDS • REFURBISHMENTS & MORE!**

At DY's 12,000 sq. ft. Service Center, concrete pump maintenance and repair are handled with precision and care. Receive service from qualified technicians who understand how critical it is to minimize lost revenue when a pump is down. Every job is backed by decades of hands-on expertise and a commitment to doing things right.

In addition to the many services available through the DY Service Center, we also provide:

24/7 PHONE SUPPORT

No call center, just real support when you need it. You get directly connected to the technician when you call us.

HEAVY EQUIPMENT REPAIR

If it works a job, we work on it. Our team handles repairs for all types of heavy machinery, not just concrete pumps.

BUMPER-TO-BUMPER SERVICE

Onsite technical support is available nationwide. Service trucks dispatched from DY Service Center for quick diagnosis and repairs.

TRAVELING TECHNICIANS

Onsite technical support is available nationwide. Service trucks dispatched from DY Service Center for quick diagnosis and repairs.

Call, email, or visit the DY Service Center:

1-844-397-8677

11917 FM917, Alvarado, TX 76009
Service.Sales@DYConcretePumps.com



DY ACCESSORIES




**BUILT TO
*PERFORM***



Hopper Vibrator, 12VDC,
440ft/lb (pg. 64)

DY ACCESSORIES

Grease Distribution
Block, 8 Ports, Old Style



FITTING KITS

| PART NUMBER | DESCRIPTION |
|-------------|---|
| MHSFKIT | Fitting Kit, Complete with Test Hose & Gauges |
| DIN-CPK | Fitting Kit, DIN Plugs and Caps, 06L-38S |

WRENCHES

| PART NUMBER | DESCRIPTION |
|-------------|-----------------------------|
| RW21X26 | Ratchet Wrench, 21mm x 26mm |
| RW26X32 | Ratchet Wrench, 26mm x 32mm |

TOOL BOXES

| PART NUMBER | DESCRIPTION |
|-------------|--|
| S310903A | Tool Box, Complete w/ Tools |
| TRID242436 | Aluminum Tool Box, Chassis Mount, 36x24x24 |
| TRID242430 | Aluminum Tool Box, Chassis Mount, 30x24x24 |
| TRID242424 | Aluminum Tool Box, Chassis Mount, 24x24x24 |
| TRID241818 | Aluminum Tool Box, Chassis Mount, 24x18x18 |



Tool Box, Complete w/ Tools

FOR UPDATED PRICING, CALL

1-844-397-8677

TO SPEAK TO THE PARTS COUNTER



Outrigger Pad, Wood,
Octagon, 28" x 28" x 3.0"

OUTRIGGER PAD RACKS & PADS

| PART NUMBER | DESCRIPTION |
|-------------|--|
| S326500B | Outrigger Pad, 500mmx 500mm, UHMW |
| S358818A | Outrigger Pad, 600mmx 600mm, UHMW |
| 24X24SWORP | Outrigger Pad, Wood, Square, 24" x 24" x 3.0" |
| 28X28OWORP | Outrigger Pad, Wood, Octagon, 28" x 28" x 3.0" |
| 30X30SWORP | Outrigger Pad, Wood, Square, 30" x 30" x 3.0" |
| S326500B-PR | Outrigger Pad Rack, Steel, 20" Pads |
| S216876B | Outrigger Pad Rack, Steel, 24" |
| ORPH30 | Outrigger Pad Rack, Steel, 30" |

GREASING SYSTEM

| PART NUMBER | DESCRIPTION |
|-------------|---|
| S358768A | Grease Block, Manual, 4 Ports, Boom Mount |
| GDB-LP | Grease Block, Manual, 7 Ports, Line Pump |
| S316241A | Grease Distribution Block, 8 Ports, Old Style |
| S356186A | Grease Distribution Block, 8 Ports, New Style |
| S212155A | Autogreaser, Beka, 24VDC |
| S366587A | Reservoir, Autogreaser, Beka |
| S204497A | Grease Pump, Pneumatic, Complete Assembly |
| 30.250 | Grease Hose w/ Lining, Hi-Pressure, Per Foot |
| 20.216 | Tube End, Straight, Reuseable, 6mm |
| 20.198 | Tube End, 90°, Reuseable, 6mm |
| 20.215 | Threaded Sleeve, Tube Ends, Reuseable |
| 7002479 | Grease Nipple, Straight, 1/8" BSPP |
| 2408K17 | Grease Nipple, Straight, 1/4" BSPP |
| S316131A | Check Valve, Grease Line, 1/8" BSPP |

Grease Distribution Block, 8 Ports, New Style



SAFETY STRAPS

| PART NUMBER | DESCRIPTION |
|-------------|--|
| 227RS | Ratchet Strap, 2" x 27' |
| EE2901X3 | Nylon Sling, 1" x 3', Double Ply |
| EE2901X6 | Nylon Sling, 1" x 6', Double Ply |
| WA-2 | Whip Check Cable Assembly, 1/4" |
| S202789A | Safety Rope Assembly, w/ Metal Eyelets |
| S312386A | Shackle, Safety Rope Assembly |

HOPPER VIBRATORS

| PART NUMBER | DESCRIPTION |
|-------------|----------------------------------|
| EDC12202 | Hopper Vibrator, 12VDC, 440ft/lb |
| EDC24202 | Hopper Vibrator, 24VDC, 440ft/lb |
| S328408A | Vibrator Mounting Bracket |

MUDFLAPS

| PART NUMBER | DESCRIPTION |
|-------------|-----------------------------|
| DY-MUDFLAP | Mudflap, DY Logo, 24" x 36" |

HEATERS

| PART NUMBER | DESCRIPTION |
|-------------|---|
| S323644B | Water Tank Heater |
| H-4000-8 | Tank Heater, Water/Hydraulic, Top Mount, 8" Long |
| H-4000-20 | Tank Heater, Water/Hydraulic, Top Mount, 20" Long |

DY ACCESSORIES

PRIMER

| PART NUMBER | DESCRIPTION |
|-------------|--|
| 97134 | Slick Pak I, 8oz Bag, Pumping Primer |
| 97136 | Slick Pak II, 8oz Bag, Pumping Primer |
| 97139 | Slick Pak II, 2x 4oz Bags, Pumping Primer |
| 95050 | Mini Delay Set, 8oz Bag, Pumping Retardant |

FOR UPDATED PRICING, CALL
1-844-397-8677
TO SPEAK TO THE PARTS COUNTER

AIR CUFF

| PART NUMBER | DESCRIPTION |
|----------------|--|
| AIRCUFFKIT | Air Cuff Install Kit, w/o Boom Length Air Hose |
| V50FAC-A | Fabric Air Cuff, w/ Valve |
| V50FAC-REBUILD | Bladder Repair Kit, Air Cuff |
| FZ-08-250 | Air Hose Spool, 250', 1/2" ID |

LIGHTING

| PART NUMBER | DESCRIPTION |
|-------------|---|
| S359144A | Amber Warning Light, Operator Safety System |
| S314748B | Clearance Light, Amber |
| LK21M-43M | Tail Light Kit Assembly, DY 21-43m |
| LK48M-63M | Tail Light Kit Assembly, DY 48-63m |
| 2.8LEDSQ | Working Light, LED, 2.8" Square |
| S311122A | Working Light, Magnetic Mount |

PRESSURE WASHER

| PART NUMBER | DESCRIPTION |
|------------------|--------------------------------------|
| 31HYD02 | Hydraulic Pressure Washer System |
| 430029 | Pressure Washer Gun, w/ Wand |
| H-REEL85.402.001 | Pressure Washer Hose Reel, w/o Hose |
| PR-1-050-GR | Pressure Washer Hose, 50', 4000PSI |
| WHIP-03 | Whip Hose, Pressure Washer, 3' |
| WHIP-14 | Whip Hose, Pressure Washer, 14' |
| 170171 | Nozzle Tip Kit, Pressure Washer Gun |
| 160003 | Variable Nozzle, Pressure Washer Gun |



1-844-397-8677
Shop.DYConcretePumps.com

DY PARTS DEPARTMENT

DY Concrete Pumps keeps your fleet running with one of the largest parts inventories in the industry. From bumper to boom, count on ultra-hardened KMT pipe systems, specialized solutions, and fast shipping across North America to reduce downtime and maximize productivity.

EXPRESS SHIPPING ACROSS NORTH AMERICA.

Same-day shipping and express overnight options available, ensuring parts arrive fast to keep projects moving forward.

CPMA CERTIFIED BOOM PIPE SYSTEMS.

Custom-made boom pipe systems using ultrahardened, CPMA Certified KMT pipe ensuring a perfect fit for any machine.

PARTS FOR ALL MAKES AND MODELS.

7,000-sqft parts facility serving all of North America stocked with a comprehensive inventory for all concrete pumps, regardless of make or model.

SHOP IN-STORE, BY PHONE, AND NOW ONLINE

Parts orders can be placed in person, by phone, or through the online webshop, with the same level of dedicated service across all channels.

PARTS WEBSHOP



NEW FOR 2026: DY CONCRETE PUMPS' PARTS WEBSHOP

DY's new online webshop, **Shop.DYConcretePumps.com**, delivers around-the-clock access to parts, with easy ordering and quick shipping to stay jobsite ready.

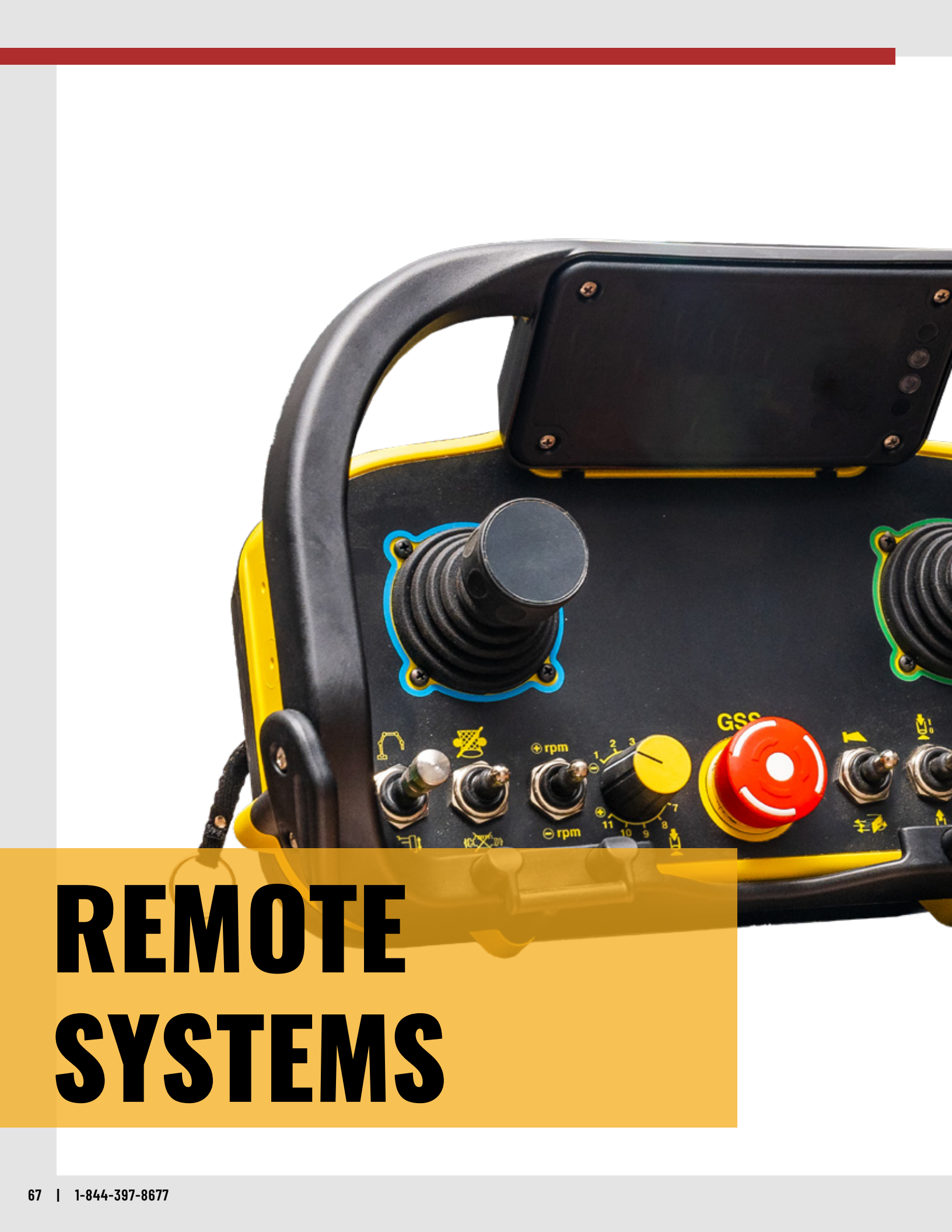
VISIT **SHOP.DYCONCRETEPUMPS.COM** TO START SHOPPING TODAY.

AMERICAN PARTS DEPARTMENT
4521 CR 616 Alvarado,
Texas, USA 76009

CANADIAN PARTS DEPARTMENT
10720-48 St. SE Calgary,
AB, Canada T2C 3E1

TO SHOP, CALL OR VISIT:
1-844-397-8677
Shop.DYConcretePumps.com





REMOTE SYSTEMS



**BUILT TO
*PERFORM***



Autech Remote System (pg. 69)

REMOTE SYSTEMS

HBC Remote System



HBC REMOTE SYSTEMS

| PART NUMBER | DESCRIPTION |
|-------------|--|
| S217225A | HBC Remote System, 4 Section, 2 Joystick, 727 Gen II |
| S203673B | HBC Remote System, 5 Section, 2 Joystick, 727 Gen II |
| S210188B | HBC Remote System, 6 Section, 3 Joystick, 727 Gen II |

AUTECH REMOTE SYSTEMS

| PART NUMBER | DESCRIPTION |
|----------------|---|
| LKN08516UOLKN8 | Remote System, DY Line Pumps, 8 Push Buttons |
| KSK4163UO | Remote System, DY Line Pumps, Toggle Switches |
| FMA98KM0-2J4S | Remote System, DY Boom Pumps, 2-J/S, 4-Sect. |
| FMA98KM0-2J5S | Remote System, DY Boom Pumps, 2-J/S, 5-Sect. |

FOR UPDATED PRICING, CALL
1-844-397-8677
 TO SPEAK TO THE PARTS COUNTER

Gen II Battery w/
 Level Indicator, 2-Joy
 Trans, 3.7v, 6Ah

HBC REMOTE ACCESSORIES

| PART NUMBER | DESCRIPTION |
|-------------|---|
| AS000800 | Wasit Belt, HBC Spectrum Remotes, Straight Clips |
| 288778002 | Waist Belt, HBC Ergo Remotes, Angled Carabiners |
| AS006000 | Shoulder Harness, HBC Spectrum Remotes, Straight Clips |
| BA405131 | Gen II Battery w/ Level Indicator, 2-Joy Trans, 3.7v, 6Ah |
| BA406130 | Gen II Battery w/ Level Indicator, 3-Joy Trans, 3.7v, 9Ah |
| QS4050B0 | Battery Charger, Gen II Batteries |
| 458017 | HBC Battery, Long Version, 4.2Ah |
| BT213020 | HBC Battery, Tele-teach, 2.1Ah |
| 461523 | HBC Battery, Short Version, 2.1Ah |
| QA115600 | Battery Charger, HBC Long, w/o Power Cord |
| QA109600 | Battery Charger, HBC Short, w/o Power Cord |
| AJST0278 | Power Cord, 110v, Short & Long Battery Chargers |
| 12-110-ADA | Adapter Cable, 12v to 110v |
| 110-12-ADA | Power Inverter, 110v to 12v |



HBC REMOTE PARTS

| PART NUMBER | DESCRIPTION |
|-------------|---|
| 292116003 | Joystick, Ergo Style, 2-Axis, Old Style |
| 291273002 | Joystick, Ergo Style, 3-Axis, Old Style |
| 487161 | Joystick, Ergo Style, 2-Axis, New Style |
| 487160 | Joystick, Ergo Style, 3-Axis, New Style |
| 248033004 | Joystick, HBC Black & White |
| S361531A | Joystick, HBC Gen I, 3-Axis |
| S367427A | Joystick, HBC Gen II, 3-Axis |
| AET00080 | Bellow Kit, 2 Axis Joystick |
| AET00440 | Bellow Kit, 3 Axis Joystick |
| S355630A | Toggle Switch, ON x ON, 1TL1-3 |
| S316395A | Toggle Switch, (ON) x OFF x ON |
| S316394A | Toggle Switch, (ON) x OFF x (ON), 1TL1-7 |
| S316397A | Toggle Switch, (ON) x OFF, 1TL1-8 |
| 1TL1-1 | Toggle Switch, ON x OFF x ON |
| 1TL1-3D | Toggle Switch, ON(L) x ON(L), Screw Terminals |
| 1TL1-1A | Toggle Switch, ON(L) x OFF x ON(L), Screw Terminals |
| 1TL1-2G | Toggle Switch, OFF(L) x ON, Screw Terminals |
| 8536K91A | Toggle Switch, ON(L) x OFF(L) x ON(L), Solder Terminals |
| 8536K93N | Toggle Switch, (ON) x OFF(L) x ON, Solder Terminals |
| 8536K99G | Toggle Switch, OFF(L) x ON, Solder Terminals |
| 241416000 | Rubber Boot, Small Toggle Switches |
| 249520008 | Rubber Boot, Large Toggle Switches |
| 241401002 | E-Stop Button, HBC Gen I Remote |
| IE220013 | E-Stop Button, HBC Gen II Remote |

Joystick, Old Style Ergo, 3-Axis



AUTECH REMOTE PARTS & ACCESSORIES

| PART NUMBER | DESCRIPTION |
|----------------|---|
| LPM01 | Battery, Line Pump Remotes, Lithium |
| LPM02 | Battery, Boom Pump Remotes, Lithium |
| ROCABA02E03B0 | Battery Charger, Line Pump Remotes, Autec |
| ROCABA02E06B0 | Battery Charger, Boom Pump Remotes, Autec |
| ROCIING00P0017 | Waist Belt, Autec Remotes, All Models |
| ROCIING00P0033 | Remote Cover w/ Strap, Line Pumps, Autec |
| ROCAVI03E0002 | Charging Cable, SK4 Transmitter, 1 Meter |
| ROCHIA00P0016 | T-Key, SK4 Transmitter |
| ROCHIA00P0014 | 2 M-Key, LP Radio Remote |
| ROMANIO3E07A0 | Joystick, 3-Axis Autec Boom Remote |



Rubber Boot, Large Toggle Switches

LET'S BUILD THE CONCRETE PUMP OF YOUR DREAMS

At DY Concrete Pumps, we love to make dreams come true. We offer complete pump customization from our vinyl wraps to perfectly color-matched paint jobs and the option to add on additional accessories; our team loves the challenge of creating something unique for you.

IF YOU CAN DREAM IT, WE CAN BUILD IT!



**BUILT TO
PERFORM**



TROWEL PANS & BLADES

Currently available for Canadian customers only



TROWEL PANS

| PART NUMBER | DESCRIPTION |
|-------------|--|
| BWED24-4Z | Edger Pan w/ Z-Brackets, 24" |
| SFP30-4Z | Edger Pan w/ Z-Brackets, 30", Superflat |
| SFP36-4S | Pan w/ Safety Catch, 4-Blade, 36.5", Superflat |
| UFP465-5S | Universal Pan w/ Safety Catch, 5-Blade, 46", Flat |
| USFP465-5S | Universal Pan w/ Safety Catch, 5-Blade, 46", Superflat |
| USFP465-6S | Universal Pan w/ Safety Catch, 6-Blade, 46", Superflat |
| SFP48-5S | Pan w/ Safety Catch, 5-Blade, 48.125", Superflat |
| SFP46-6S | Pan w/ Safety Catch, 6-Blade, 46.313", Superflat |
| SFP59-6S | Pan w/ Safety Catch, 6-Blade, 59.25", Superflat |

TROWEL BLADES

| PART NUMBER | DESCRIPTION |
|-------------|--|
| BTR4962 | Finish Blades, 4" x 9" x 0.062", Box of 4 |
| WTR5962 | Finish Blades, 5" x 9.25" x 0.062", Box of 4 |
| TR61494 | Finish Blades, 6" x 14" x 0.094", Box of 4 |
| TR61694 | Finish Blades, 6" x 16" x 0.094", Box of 4 |
| TR61894 | Finish Blades, 6" x 18" x 0.094", Box of 4 |
| TR62394 | Finish Blades, 6" x 23" x 0.094", Box of 4 |
| CO81494 | Combo Blades, 8" x 14" x 0.094", Box of 4 |
| CO81694 | Combo Blades, 8" x 16" x 0.094", Box of 4 |
| CO81894 | Combo Blades, 8" x 18" x 0.094", Box of 4 |
| CO82394 | Combo Blades, 8" x 23" x 0.094", Box of 4 |
| CL954F | Float Blades, 10" x 14", Box of 4 |
| CL444F | Float Blades, 10" x 18", Box of 4 |


FOR UPDATED PRICING, CALL
1-844-397-8677
TO SPEAK TO THE PARTS COUNTER



Don't see what you're looking for?

Give our parts counter experts a call at 1-844-397-8677 for more information.

MEET THE TEAM



**OUR TEAM IS THE BACKBONE OF OUR
SUCCESS AND THE DRIVING FORCE
BEHIND EVERYTHING WE ACCOMPLISH**

At DY Concrete Pumps, our team is the backbone of our success and the driving force behind everything we accomplish. Each department contributes essential expertise, whether it's building dependable machines, delivering quality finishes, supporting customers in the field, or keeping operations running efficiently. Our people show up with a commitment to doing the job the right way, reflected in the reliability our customers count on. The pride, skill, and professionalism within our walls define the DY experience and continue to move our company forward.

To learn more about the people who make DY Concrete Pumps what it is, we invite you to explore our Meet the Team page. The page provides details on the individuals who bring their expertise, passion, and commitment to our customers every day.



To see a detailed list of our team members, visit our website at dyconcretepumps.com or scan this QR code to visit our meet the team page directly.

MEET THE TEAM *Parts*

Our parts team is the driving force behind our operations, working diligently to keep things running smoothly. With their expertise and dedication, they ensure our inventory is well-stocked, orders are processed efficiently, and customers receive the support they need. Whether it's sourcing replacement parts or providing guidance, our team is here to help you keep your equipment operating at its best.



Joseph Logan

Parts Manager
Joseph.Logan@DYConcretePumps.com



Brittany Buckley

Parts Store Manager - Canada
Brittany.Buckley@DYConcretePumps.com

MEET THE TEAM *Sales*



Wade Jimerson
Southern U.S.
830-388-8237

Wade.Jimerson@dyconcretepumps.com



Jeromy Peterson
Midwest & Central U.S.
913-205-8695

Jeromy.Peterson@dyconcretepumps.com



Trevor Mohror
Western U.S. & Canada
208-626-9636

Trevor.Mohror@dyconcretepumps.com



Joseph Licausi
Northeast U.S. & Canada
646-660-0966

Joseph.Licausi@dyconcretepumps.com



Larry Keim
Great Lakes
330-231-6025

LarryK@pumpco.net



Mike Morris
North American Sales Manager
214-960-9124

Mike.Morris@dyconcretepumps.com

EMERGENCY CONTACT

We know how critical it is for a quick response when emergency support is needed. In the event support is required while you're on site, you can call our two 24/7 emergency support contacts:

24/7 CUSTOMER & TECHNICAL SUPPORT:

682-999-9859

NORTH AMERICAN TOLL FREE:

1-844-397-8677

Texas Direct Parts & Service: 682-273-0555

Canada Direct Parts & Service: 403-723-6909

LOCATIONS & DEALERS



PARTS
ENGINEERING
SERVICE
ADMINISTRATION
PRODUCTION

DALLAS-FORT WORTH, TEXAS HEADQUARTERS 📍 4521 CR 616, Alvarado, TX, USA 76009



**PARTS
SERVICE**

ALBERTA, CANADA FACILITY

📍 10720-48 ST. SE, Calgary, AB, Canada T2C 3E1




KEIM CONCRETE PUMPING

**PARTS
SERVICE
SALES**

NORTH EASTERN DEALER

📍 1610 Co Rd 200, Dundee, Ohio, USA 44624

PARTS WEBSHOP *NEW*



1-844-397-8677
www.DYConcretePumps.com

f **o** **in** **▶**
DYConcretePumps

DIGITAL BROCHURES

