

**BUILT TO
PERFORM**

1-844-397-8677

www.DYConcretePumps.com



DYConcretePumps

2025 PARTS CATALOG

ABOUT DY

Established in 1992 by DY Innovate in South Korea, DY Concrete Pumps has become a global leader known for high-quality, durable concrete pumps. With over 30 years of expertise, DY has built a reputation for designing dependable pumps, trusted by operators worldwide. In 2015, DY brought this proven reliability to North America, establishing DY Concrete Pumps North America to serve customers here with reliable equipment and a commitment to unparalleled support.

Our North American operations are headquartered in Dallas-Fort Worth, Texas, with additional branches in Dundee, Ohio, and Calgary, Alberta. Our Dallas-Fort Worth headquarters is fully equipped for parts, service, and sales, providing convenient access to critical support for customers throughout the continent. This strategic presence means that no matter where you're located, DY's team is ready to keep your operations running smoothly.

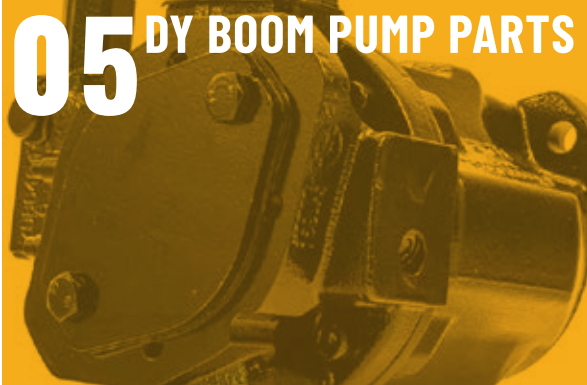
At DY, we believe in designing pumps by operators, for operators. That's why we've made durability, simplicity, and practicality our priorities. Features like our 360° continuous swing turret and emergency bypass switches demonstrate our commitment to efficiency and ease of use. But our support goes beyond machines. We're a people-first company, dedicated to supporting you not just with equipment, but with a team you can rely on.

DY Concrete Pumps is more than a manufacturer; we're a partner in your success. When you choose DY, you're choosing high-performance pumps backed by an entire team devoted to helping you achieve results on every job, every day.

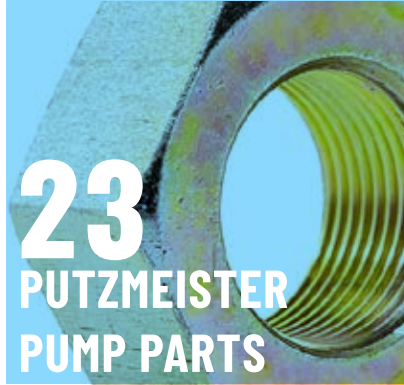


CONTENTS

05 DY BOOM PUMP PARTS



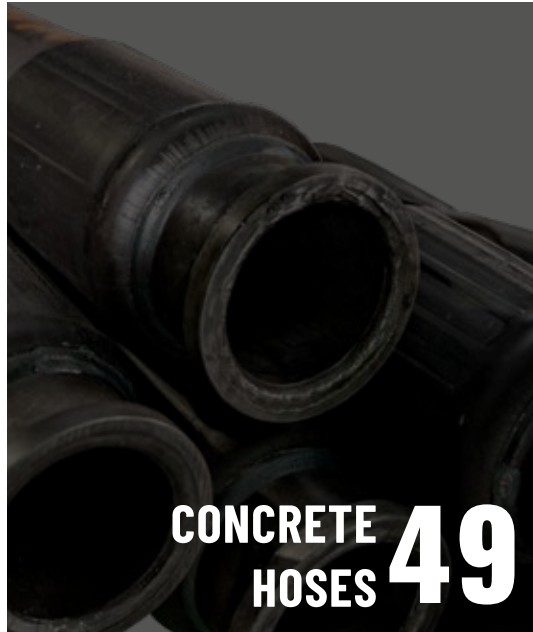
23
PUTZMEISTER
PUMP PARTS



45 HYDRAULIC
FILTERS



CONCRETE
HOSES **49**



37
SCHWING
PUMP PARTS




61
PUMP
ACCESSORIES



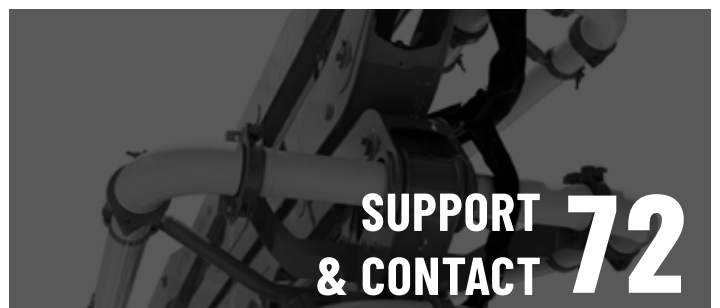
53 SYSTEM PARTS



REMOTES **67**



SUPPORT
& CONTACT **72**





WHY DY?

It's All About the People!

At DY Concrete Pumps, we believe that a successful business is about more than just exceptional equipment—it's built on reliable partnerships and a dedicated team. When you choose DY, you're backed by people who understand the demands of the job site and are committed to keeping your projects running smoothly, no matter the hour. Whether it's 3 PM or 3 AM, DY's knowledgeable support team is ready to step in, minimizing downtime and ensuring you stay on schedule.

Our customer support goes beyond answering calls. With our 24/7 support line, an industry-leading Texas service center, and a team of experienced traveling technicians, DY is positioned to offer hands-on assistance and solutions when you need them most. From troubleshooting on the spot to providing on-site repairs, our team is dedicated to supporting you every step of the way.

At DY, we value building long-term relationships. We work tirelessly to understand your needs, knowing that **when we invest in you, we're investing in your success.** It's not just about pumps—it's about people. With DY, you have a trusted partner who's here to support you, every time you hit the ground running.

THE DY DIFFERENCE

At DY Concrete Pumps, we build machines to perform in any situation. Engineered for simplicity, reliability, and power, our pumps feature operator-focused innovations that keep your work moving. With performance you can trust, our equipment works as hard as you do.

The standout feature of DY Concrete Pumps is our patented **360° Continuous Swing Turret**, a proprietary innovation that allows the boom to swing around infinitely. With no restrictions on rotation, operators gain the freedom to set up and work without second-guessing or adjusting for limited movement. This feature simplifies operations, reduces setup errors, and ensures faster, more precise concrete placement—no matter the jobsite.

Our pumps are equipped with 3 **Emergency Electrical Bypass Switches**, ensuring your machine keeps pumping even during electrical faults. Designed for simplicity and reliability, DY machines feature straightforward electrical and hydraulic systems that allow operators to finish the job and handle repairs after the job is done. Our systems deliver reliability, even when the unexpected strikes.

DY Concrete Pumps are built to deliver unmatched power and performance. Equipped with **high-performing pump kits** and mounted on popular

heavy-duty chassis, they're ready to tackle the toughest jobs with ease. Precision-crafted in Korea and assembled in Texas, our machines combine cutting-edge engineering with rugged durability, ensuring they perform in even the most demanding conditions.

The DY Difference is built into every machine we make—simplicity, reliability, and performance that transforms the way you work. Designed by operators for operators, our pumps deliver the power and efficiency you need to keep your projects on track and your costs under control. With DY, you're investing in equipment that works as hard as you do—reliable, efficient, and built to perform every time.





PUMPS

DY Concrete Pumps offers a versatile lineup of **9 boom pumps, 2 line pumps, and 3 trailer pumps**, —each built to handle a range of tasks, from routine jobs to demanding projects. Engineered with reliability and simplicity in mind, our pumps deliver maximum performance without compromising ease of use.

Every DY is equipped with powerful pump kits and large engines, providing superior power to tackle even the toughest mixes and applications. Our pumps feature intuitive controls and intentional engineering that simplifies operation, minimizes maintenance, and ensures peak performance on every job.

Whether you're a seasoned operator or new to the industry, DY Concrete Pumps are designed to empower you with the performance and reliability you need to deliver quality work every time.

Key Features:

- **Patented 360° continuous swing turret for unmatched flexibility**
- **Easy-to-clean hopper for efficient maintenance**
- **Emergency bypass switches to ensure uninterrupted operation**
- **Customizable remote controls**
- **Rexroth hydraulic pumps**
- **Big Mouth S-tubes**
- **Premium powertrain and hydraulic systems**
- **Built with premium-grade steel from trusted global suppliers**

SERVICE

At DY Concrete Pumps, **service doesn't end when your pump is delivered—it's just the beginning.**

Our Texas Service Center is a full-service facility dedicated to keeping your equipment in top condition. From routine maintenance to large-scale refurbishment projects, we ensure your pumps perform at their best throughout their lifecycle. Our experienced team is equipped to handle it all.

Some of the services our facility offers include:

- **Routine pump and chassis maintenance**
- **Boom replacement and repair**
- **Driveline repair and replacement**
- **Hydraulic hose and hardline fabrication**
- **Large-scale refurbishment projects**
- **24/7 emergency support**
- **Mobile repair service**



With DY's 24/7 support line, our team is always ready to assist, ensuring your equipment stays operational when you need it most. At DY, we're committed to minimize downtime and maximize your success, every step of the way.



PARTS

DY Concrete Pumps operates a **7,000-square-foot parts facility serving all of North America**. Stocked with a comprehensive inventory, we provide parts for all concrete pumps, regardless of make or model. Whether you need a standard replacement part or a custom-built solution, our parts department is equipped to meet your needs and keep your equipment running efficiently.

The DY Part department offers:

- **OEM and aftermarket parts for all pump brands**
- **Custom CPMA Certified KMT Boom Pipe Systems**
- **Overnight shipping across North America**
- **Express local delivery from our Texas facility**

At DY Concrete Pumps, we don't just supply parts—we deliver the reliability and speed you need to keep your projects on schedule and your equipment performing at its best.



DY BOOM PUMP PARTS



**BUILT TO
*PERFORM***



Overcenter Valve, 37m (pg. 18)

HY BOOM PUMP PARTS



AUGER MOTORS

PART NUMBER	DESCRIPTION
S207365A	Auger Motor, OMH500
Bulk Discount Price- 4 or More: \$350.00 Ea.	
S207985A	Seal Set, Auger Motor

FOR UPDATED PRICING, CALL
1-844-397-8677
TO SPEAK TO THE PARTS COUNTER

AUGER BEARING FLANGE

PART NUMBER	DESCRIPTION
S204461A	Auger Bearing Flange Assembly, 60mm
S315490B	Auger Bearing Flange, 60mm
S315491A	Bushing, Auger Bearing Flange, Composite, 60mm
S315492A	Lip Seal, Auger Bearing Flange, 60mm
S315493A	Seal Cone, Auger Bearing Flange, 60mm
S315485A	Arm, Torque Support

MIXER SHAFT

PART NUMBER	DESCRIPTION
S204459A	Auger Shaft, Short, 60mm
S204460A	Auger Shaft, Center, 60mm
S315479A	Spacer Disc, Auger Shafts

AUGER PADDLES

PART NUMBER	DESCRIPTION
S204194A	Auger Paddle, Left
S204195A	Auger Paddle, Right
APBOLTKIT	Bolt Kit, Auger Paddles

Auger Shaft



All prices in USD. Prices are subject to change.

SMALL MOUTH S-TUBE & WEAR PARTS

PART NUMBER	DESCRIPTION
S203331A	S-Tube, Small Mouth, 80mm spline
S310920A	Wear Plate, Small Mouth, Carbide
S314745A	Cutting Ring, Small Mouth, Carbide
S314568A	Thrust Ring, Small Mouth
S315473A	Hex Nut, S-Tube, M42x3.0

BIG MOUTH S-TUBE & WEAR PARTS

PART NUMBER	DESCRIPTION
S210768A	S-Tube, Big Mouth, 90mm spline
S352522A	Wear Plate, Big Mouth, Carbide
S359394A	Cutting Ring, Big Mouth, Carbide
S352533A	Thrust Ring, Big Mouth
S315473A	Hex Nut, S-Tube, M42x3.0



FOR UPDATED PRICING, CALL
1-844-397-8677
 TO SPEAK TO THE PARTS COUNTER

Most DY components are interchangeable with other popular pump manufacturers
 Check with our knowledgeable Parts Team if you would like to know more.

BOOM PUMP PARTS

Front Housing, Complete Assembly, 90mm



Front Housing, Complete Assembly, 80mm



FRONT HOUSING (80MM)

PART NUMBER	DESCRIPTION
S204436A	Front Housing, Complete Assembly, 80mm
S204463A	Bearing Flange, Front Housing, 80mm
S315515A	Wear Sleeve, Front Housing, Slotted Style, 80mm
S315514A	Thrust Washer, Front Housing, 80mm
S315508A	Bushing, Front Housing, 80mm
S217098A	Seal Kit, Front Housing, 80mm

FRONT HOUSING (90MM)

PART NUMBER	DESCRIPTION
S216827A	Front Housing, Complete Assembly, 90mm
S358332A	Bearing Flange, Front Housing, 90mm
S358333A	Wear Sleeve, Front Housing, Slotted Style, 90mm
S358334A	Thrust Washer, Front Housing, 90mm
S358335A	Bushing, Front Housing, 90mm
S216828A	Seal Kit, Front Housing, 90mm

S-Tube Chrome Sleeve

REAR HOUSING

PART NUMBER	DESCRIPTION
S315520B	Rear Discharge Housing
S212197A	Seal Kit, Rear Discharge Housing
S321181A	Sealing Ring, Rear Discharge Housing
S310933A	Chrome Sleeve, S-Tube (Big/Small Mouth)

Most DY components are interchangeable with other popular pump manufacturers
Check with our knowledgeable Parts Team if you would like to know more.





24/7

CUSTOMER SUPPORT

ACROSS NORTH AMERICA, YOU CAN COUNT ON DY CONCRETE PUMPS TO DELIVER UNMATCHED SUPPORT TO KEEP YOUR OPERATIONS RUNNING AT FULL SPEED.

With 24/7 emergency assistance, quick solutions, and reliable parts delivery, we're ready to help whenever you need us. Whether it's technical support over the phone or on-site repairs, DY is here to minimize downtime and keep your projects moving forward.

DY Concrete Pumps starts with quality manufacturing for every unit and backs it up with:

- ▶ Over the Phone 24/7 Technical Support
- ▶ Complete Start-Up Assistance
- ▶ Overnight DY Replacement Parts
- ▶ Mobile Field Technicians
- ▶ Regional Parts Delivery Van

**DY CONCRETE PUMPS
CUSTOMER SUPPORT NUMBER:
1-844-397-9677**

Call today!

BOOM PUMP PARTS

SWING LEVER & PLUNGER CYLINDERS

PART NUMBER	DESCRIPTION
S310935A	Swing Lever, 80mm
S358331A	Swing Lever, 90mm
S314576A	Spacer, Ball Sockets, 4mm
S315476A	Ball Socket, 80/90 Swing Lever
S204081A	Plunger Cylinder, 60mm
S204082A	Seal Kit, Plunger Cylinder, 60mm
S204437A	Retaining Plate, Swing Lever
S314577A	Securing Plate, Plunger Cylinder



80mm Swing Lever

FLAP ELBOW & ACCESSORIES


PART NUMBER	DESCRIPTION
S319189A	Flap Elbow, Standard
S205352A	Flap Elbow, w/ Prime Port
S217460A	Flap Elbow, w/ Prime Port, Twin Wall
S321182A	Pin, Flap Elbow
S204633A	Cap, Prime Port
S316299A	O-Ring, 5" ZX, Prime Port
S322754A	Clamp, 5" ZX, Prime Port
S315900A	O-Ring, 6" ZX, Flap Elbow/Reducer
S321183A	Tie Rod Bolt, Flap Elbow
S321184A	Wedge Insert Bullet, Flap Elbow
S321185A	Wedge, Flap Elbow

FOR UPDATED PRICING, CALL
1-844-397-8677
TO SPEAK TO THE PARTS COUNTER

Wedge Insert Bullet,
Flap Elbow




5" ZX Prime
Port Clamp



HOPPER CLEAN OUT DOOR

PART NUMBER	DESCRIPTION
S359545A	Clean Out Door, Hopper Bottom
S359544A	O-Ring, Hopper Door
S315444A-C	Bolt Assembly, Hopper Clean Out Door
S315445A	Wedge, Hopper Door, Right
S315446A	Wedge, Hopper Door, Left

Most DY components are interchangeable with other popular pump manufacturers
Check with our knowledgeable Parts Team if you would like to know more.



CONNECTING RINGS

PART NUMBER	DESCRIPTION
S329180A	Connecting Ring, Standard
S204188A	O-Ring Kit, Connecting Ring, Small Mouth
S352524A	Connecting Ring, Big Mouth
S216829A	O-Ring Kit, Connecting Ring, Big Mouth

PISTON CUPS

PART NUMBER	DESCRIPTION
S322513A	Piston Ram, One Piece, 8" (200mm)
S322513A-2A	Piston Guide Ring, Two Piece, 8" (200mm)
S322513A-2B	Piston Seal, Two Piece, 8" (200mm)
S322513A-2C	Complete Piston Assembly, Two Piece, 8" (200mm)
S310948A	Piston Ram, One Piece, 9" (230mm)
S366025A	Piston Guide Ring, Two Piece, 9" (230mm)
S366024A	Piston Seal, Two Piece, 9" (230mm)
S219474A	Complete Piston Assembly, Two Piece, 9" (230mm)

All prices in USD. Prices are subject to change.

BOOM PUMP PARTS



Proximity Sensor

MATERIAL & PUMPING CYLINDERS

PART NUMBER	DESCRIPTION
S204079B	Main Pumping Cylinder, DN140 x 2100
S312792A	Material Cylinder, 230mm x 2100mm
S206681A	Main Pumping Cylinder, DN140 x 2400
S314715A	Material Cylinder, 230mm x 2558mm
S204080A	Seal Kit, Main Pump Cylinder, Complete
S217880A	Seal Kit, Main Pump Cylinder, Front Section Only
S322080A	Stud Bolt, M30-P2.0 x 2360mm
S322081A	Stud Bolt, M30-P2.0 x 615mm
S322082A	Stud Bolt, M30-P2.0 x 1250mm
S315728A	Stud Bolt, M30-P2.0 x 2855mm
S315729A	Stud Bolt, M30-P2.0 x 930mm
S315730A	Stud Bolt, M30-P2.0 x 1420mm
S315731A	Hex Tensioner Nut, M30
S311127C	Proximity Sensor



Regulator, A4VG180
Main Pump

MAIN PUMPS

PART NUMBER	DESCRIPTION
S310890A	Front Main Pump, A4VG125HD, 33m-48m
S354612A	Feed Pump, Front, A4VG125HD
S310891A	Rear Main Pump, A4VG125HD, 33m-48m
S354613A	Feed Pump, Rear, A4VG125HD
S361683A	Regulator, A4VG125 Main Pump
S314706A	Front Main Pump, A4VG180HD, 52m-63m
S354614A	Feed Pump, Front, A4VG180HD
S314705A	Rear Main Pump, A4VG180HD, 52m-63m
S354615A	Feed Pump, Rear, A4VG180HD
S361684A	Regulator, A4VG180 Main Pump

All prices in USD. Prices are subject to change.

2025 PARTS CATALOG

FOR UPDATED PRICING, CALL
1-844-397-8677
TO SPEAK TO THE PARTS COUNTER

BOOM PUMPS

PART NUMBER	DESCRIPTION
S310893A	Boom Pump, 33m-48m, A2FO23
S314710A	Boom Pump, 52m-63m, A11VO40DRS
S209235A	Boom Pump, Old Style, A17FO023
S207949A	Boom Pump, Old Style, SCP-025LN

ACCESSORY PUMPS

PART NUMBER	DESCRIPTION
S310892A	Accumulator Pump, A10VO28DR 33m-48m
S207091A	Accumulator Pump, A10VO28DR-24CC, 52m-63m
S314716A	Double Gear Pump, Agitator & Hyd Cooler
S316277A	Hyd Adapter, Gear Pump, Flange x 15L-M, 90°

All prices in USD. Prices are subject to change.



MADE-TO-ORDER BOOM SYSTEMS

*We custom make every boom system
to your machine to ensure a perfect fit every time.
Our dedicated pipe shop has all of the tooling necessary
to properly manufacture your boom pipe system.*

Give us a call to get your system started today!

1-844-397-8677
Parts@DYConcretePumps.com

**SAVE BIG ON
CPMA CERTIFIED
PIPE SYSTEMS!**

CUSTOM KMT PIPE SYSTEMS
PROUDLY PRODUCED IN TEXAS

BOOM PUMP PARTS

ACCUMULATOR BOTTLE

PART NUMBER	DESCRIPTION
S314718A	Accumulator Bottle DY, 4L
S360340A	Accumulator Bladder DY, 4L
S360196A	Accumulator Bottle, DY, 6L
S365358A	Accumulator Bladder, DY, 6L
S355602A	Accumulator Charging Kit, DY
S316067A	Check Valve, Accumulator Bottle



Accumulator Bladder DY, 4L

WATER BOX

PART NUMBER	DESCRIPTION
S204566A	Water Box Drain Handle w/Stopper
S315745A	Stopper for Drain Handle
S315555B	Spacer Flange (Dogbone)
S315556B	Rod Flange
S355357A	Oil Lubrication Block
S318367A	Safety Grate, Water Box
S204567A	Lid, Water Box



Water Box Drain Handle with Stopper

WATER TANK

PART NUMBER	DESCRIPTION
S216110A	Water Tank, Composite, 500L
S212160B	Water Tank, Composite, 800L
S323644B	Water Tank Heater
S317999A	Rubber Isolator, Water Tank
S211037A	Cap, Water Tank
S315388A	Flushing Water Pump, 21"
S207366A	Motor, Water Pump
S217753A	Seal Kit, Water Pump Motor
S362199A	Mounting Flange, Water Pump Motor
S316182A	Wash Out Hose Assembly, Heavy Duty, 50'
XT450	Wash Out Nozzle

DON'T SEE WHAT YOU'RE LOOKING FOR?

Give our parts counter experts a call!



DY's Parts Experts are Available Monday through Friday 7:00AM-5:00PM
Located at 4521 CR 616, Alvarado, Texas, USA 76009

NORTH AMERICA TOLL FREE:

1-844-397-8677

TEXAS DIRECT LINE:

682-273-0555

EMERGENCY PARTS SERVICE LINE:

682-351-0936

CANADA DIRECT LINE:

403-723-6909



BOOM PUMP PARTS

HOPPER COVER & GRATE



PART NUMBER	DESCRIPTION
S211468B	Hopper Cover Assembly, Composite
S314586A	Rubber Guide Collar, Hopper
S314587A	Mounting Strip, Long, Rubber Guide Collar
S314588A	Mounting Strip, Short, Rubber Guide Collar
S314586A-HK	Hardware Kit, Rubber Guide Collar
S354128A	Rubber Cover, Hopper Lid Hinges
S354129A	Hinge, Hopper Cover
S354130A	Handle, Hopper Cover
S203337A	Hopper Grate
S315477A	Rubber Buffer Hinge, Hopper Grate
S314584A	Vibration Dampener, Hopper Grate

PTO BOXES & ACCESSORIES

PART NUMBER	DESCRIPTION
S204464C	PTO Gear Box, G61R, 1:1.49 GR
S217778A	PTO Gear Box, G64, 1:1.47 GR, 33m-48m
S204418A	PTO Gear Box, G64, 1:1.25 GR, 52m-63m
S314647A	Solenoid Assembly, PTO Air Shift (Old)
S358434A	Solenoid Assembly, PTO Air Shift (New)
S217908A	Piston, Switching Cylinder, PTO
S358435A	Air Regulator, PTO Shift Solenoid
S218876A	Shift Fork Assembly, G61
S218877A	Shift Fork Assembly, G64
G64-DSS	Shaft Seal, G64 PTO
G61-DSS	Shaft Seal, G61 PTO
G64-PS	Proximity Switch, G64 PTO

All prices in USD. Prices are subject to change.

Piston, Switching Cylinder, PTO



Locking Assembly,
Rear Outrigger



TURNING ASSEMBLY

PART NUMBER	DESCRIPTION
S208435A	Reduction Gear Assembly, 33m
S211322A	Reduction Gear Assembly, 38-40m
S207879A	Reduction Gear Assembly, 43m
S327643A	Reduction Gear Assembly, 48m
S208199A	Reduction Gear Assembly, 52m
S209853B	Reduction Gear Assembly, 57x & 57S
S320405A	Motor, Reduction Gear Assembly, 33m-52m
S313744A	Motor, Reduction Gear Assembly, 57m
S313633B	Piston Rack, Slewing Assembly, 37m
S203043A	Piston Rack Housing, Slewing Assembly, 37m
S313633B-SK	Seal Kit, Piston Rack, 37m
S203044A	Bearing Assembly, Throat, 37m
S203045A	Bearing Assembly, Foot, 37m
S314232A	Overcenter Valve, 33m, 38m-57m
S313806A	Overcenter Valve, 37m

FOR UPDATED PRICING, CALL

1-844-397-8677

TO SPEAK TO THE PARTS COUNTER

Energy Guide Chain, 49 Links



OUTRIGGER

PART NUMBER	DESCRIPTION
S322196B	Outrigger Chain, RS60, 277 Links
S322196A	Outrigger Chain, RS60, 281 Links
S358748A	Outrigger Chain, RS60, 298 Links
S353864A	Outrigger Chain, RS60, 303 Links
6261K265	Master Chain Link, RS60
6261K195	Connecting Chain Link, RS60
S320663A	Energy Guide Chain, 45 Links
S329189A	Energy Guide Chain, 48 Links
S320664B	Energy Guide Chain, 49 Links
S329072A	Energy Guide Chain, 51 Links
S361598A	Energy Guide Chain, 54 Links
S313743A	Tensioner Bolt, Outrigger Chain
S322129A	Dual Pilot Check Valve, Outrigger Jack Cylinder
S313744A	Hydraulic Motor, Outrigger Extension
S204279D	Locking Assembly, Rear Outrigger
S209217A	Outrigger Foot, Jacking Cylinder, 33m-42m
S209218A	Outrigger Foot, Jacking Cylinder, 43m-57m
S324910A	Retaining Plate Set, Outrigger Foot, 33m-42m
S324912A	Retaining Plate Set, Outrigger Foot, 43m-57m
S328784A	Rubber Stopper, Rear Outrigger



BOOM PUMP PARTS

STACK VALVE ASSEMBLIES

PART NUMBER	DESCRIPTION
S217075A	Boom Control Block, Complete, 33m
S208257A	Boom Control Block, Complete, 37m
S211304A	Boom Control Block, Complete, 38-40m
S320305A	Boom Control Block, Complete, 42-48m
S314229A	Boom Control Block, Complete, 52m
S327666A	Boom Control Block, Complete, 57m
S314231B	Outrigger Control Block, Complete, 33-52m
S210199B	Outrigger Control Block, Complete, 57m
S314717A	Mobile Control Valve, Auger Motor & Water Pump

MANIFOLD BLOCK

PART NUMBER	DESCRIPTION
S218635B	FFH Block, Complete Manifold Assembly
S327272A	Directional Control Valve, FFH Block
S327273A	Valve Assembly, Reversing/Push Over Head
S327274A	Valve Assembly, Stroke Change
S327276A	Valve, Proportional Relief, Rexroth
S365270A	Valve, Proportional Relief, Hydra Force
S363838A	Proportional Throttle Valve, FFH Block
S362193A	Valve, Relief, Manifold Block, 250 Bar
S362194A	Valve, Power Block, 52m-57m
S327801A	Valve, Shut Off
S355598A	Dump Valve Assembly, Accumulator
S362197A	Pressure Relief Valve, CPR Block
S218349A	CPR Block Assembly, w/ Throttle
S362197A	Valve, Pressure Release, CPR Block
S218351A	Valve, Manual Pressure Control
S362185A	Valve, Sequencing , CPR Block
S366818A	Coil, 24V, Reversing/Push Over/Stroke Change Valves


Dump Valve
Assembly, Accumulator



Valve, Proportional Relief, Rexroth



Most DY components are interchangeable with other popular pump manufacturers
Check with our knowledgeable Parts Team if you would like to know more.



Directional Control
Valve, FFH Block

FOR UPDATED PRICING, CALL
1-844-397-8677
TO SPEAK TO THE PARTS COUNTER

BOOM CYLINDER HOLDING VALVES

PART NUMBER	DESCRIPTION
S311907A	Holding Valve, LHDV33H-15-B6, 340/360 Bar
S311908A	Holding Valve, LHDV33H-15-C6, 300/320 Bar
S311922A	Holding Valve, LHDV33H-15-C6, 330/350 Bar
S314094A	Holding Valve, LHDV33H-15-C6, 300/320 Bar
S314095A	Holding Valve, LHDV33H-15-D6, 330/350 Bar
S314101A	Holding Valve, LHDV33H-15-D6, 340/360 Bar
S314102A	Holding Valve, LHDV33H-15-E6, 330/350 Bar
S314108A	Holding Valve, LHDV33H-15-D6, 320/340 Bar
S314109A	Holding Valve, LHDV33H-15-E6, 300/320 Bar
S314661A	Holding Valve, LHDV33H-15-C6, 320/340 Bar
S320306A	Holding Valve, LHDV33H-15-B6, 350/370 Bar
S320307A	Holding Valve, LHDV33H-15-C6, 350/370 Bar
S320308A	Holding Valve, LHDV33H-15-D6, 350/370 Bar
S320309A	Holding Valve, LHDV33H-15-E6, 350/370 Bar

OIL COOLER

PART NUMBER	DESCRIPTION
S207637A	Oil Cooler Assembly, 33-48m
S256148A	Oil Cooler Assembly, 52-63m
S320836A	Hydraulic Motor, Cooler Fan, 33-48m
S364472A	Hydraulic Motor, Cooler Fan, 52-63m
S316006A	Unloading Valve Assembly, Hyd Cooler Fan
S302280A	Temp Sensor, Hydraulic Cooler, 50°

All prices in USD. Prices are subject to change.



BOOM PUMP PARTS

FOR UPDATED PRICING, CALL
1-844-397-8677
 TO SPEAK TO THE PARTS COUNTER

Hour Meter Gauge



CAPS & GAUGES

PART NUMBER	DESCRIPTION
S326368A	Pressure Gauge, 400 Bar, Back Mount
S326367A	Vacuum Gauge, -0.1 Mpa, Back Mount
S316401A	Hour Meter Gauge
S316402B	Temperature Gauge, Control Cabinet
S318172A	Hydraulic Cap, w/ Dipstick
S318154A	Fuel Cap, Locking, w/ Keys
S319161A	Bubble Level Indicator, Outtrigger
S319161A-HK	Hardware Kit, Bubble Level Indicator
S313656A	Sight Gauge Level, 300 Liters, Outtrigger Fuel Tank

Vacuum Gauge, -0.1
Mpa, Back Mount

ELECTRICAL SAFETY COMPONENTS

PART NUMBER	DESCRIPTION
OSSKIT	Operator Safety System, Complete Kit
S202474B	Switch Box Assembly, PTO Operation
S202476B	Switch Box Assembly, Outtrigger Leg
S316392A	E-Stop Switch, w/ Plate & Contact Block
S316392A-CB	Contact Block, Normally Open, E-Stop
S327647A	Rear Horn Box, w/ Button
S319168A	Limit Switch, Hopper Grate (Old Style-Plastic)
S319168B	Limit Switch, Hopper Grate (Old Style-Metal)
S311123B	Limit Switch, Hopper Grate (New Style)
S311124A	Limit Switch, Boom Position
BUA-100	Boom Up Alarm, Cab Dash Mount

Limit Switch, Boom Position

Rear Horn
Box w/Button



CIRCUIT BOARDS & RELAYS

PART NUMBER	DESCRIPTION
S323850A	Latching Relay, 24V, Omron
S358303A	Latching Relay, 12V, Omron
S314731A	Relay, 24V, 50a, 1A1B
S314732A	Relay, 24V, 20a, 1A1B
S314733A	Relay, 24V, 15a, 1A1B
S314734A	Relay, 24V, 5a, 2A2B
S314735A	Relay, 24V, 5a, 4B4A
S314736A	Circuit Board, Relay Module, 2B2A
S314737A	Circuit Board, Relay Module, 4B4A
S320332B	Relay, Magnetic Contactor

All prices in USD. Prices are subject to change.

FOR UPDATED PRICING, CALL
1-844-397-8677
TO SPEAK TO THE PARTS COUNTER

LIGHT UP YOUR INDUSTRY
WITH CLASS-LEADING PAINT FROM DY

**A GOOD PAINT JOB
IS LIKE A FIRM HANDSHAKE**

You only get one first impression. So why make it a bad one?

With a paint job from DY, you are sure to light up your customer's faces the first time and every time after.

WHY CHOOSE DY?

- Vibrant, Industrial Paint by Akzo Nobel
- Custom Mixes Readily Available
- Spray-On Non-Slip Coatings
- Fast Cure Times in our State-Of-The-Art Booth
- In-House Custom Rigging and Brackets for Repeatability
- Full Equipment Refurbishments
- Vinyl Graphics and Decal Packages



**BUILT TO
PERFORM**



PUTZMEISTER PUMP PARTS



**BUILT TO
*PERFORM***



Drive Shaft w/ Feed Pump
SAE-B (pg. 31)

PUTZMEISTER PUMP PARTS



Hydraulic Motor, Auger, OMH500


MOTOR FOR AGITATOR

PART NUMBER	DESCRIPTION
238130001	Hydraulic Motor, Auger, OMH500
541970	Hydraulic Motor, Auger, BRH L750, RS909
239696007	Seal Set, Auger Motor, OMH500
502156	Seal Set, Auger Motors, BRH L750

AUGER BEARING FLANGE

PART NUMBER	DESCRIPTION
242572008	Bearing Flange Assembly, Open, 60mm
220229001	Bearing Flange Assembly, Closed, 60mm
242573007	Bearing Flange Only, 60mm
202357001	Bearing Flange Only, 50mm
484731	Bearing Flange Only, RS909 Hopper
222484006	Metal Bushing, Bearing Flange, 60mm
235087008	Plastic Bushing, Bearing Flange, 50mm
202791007	Plastic Bushing, Bearing Flange, 40mm
43909003	O-Ring, Bearing Flange, 60mm
016323001	O-Ring, Bearing Flange, RS909 Hopper
065345001	Lip Seal, Bearing Flange, 60mm
242574006	Seal Cone, 60mm
084013000	Seal Cone, 50mm
003507005	Seal Cone, 40mm

Metal Bushing,
Bearing Flange, 60mm



All prices in USD. Prices are subject to change.

Don't see what you're looking for?

Give our parts counter experts a call at 1-844-397-8677 for more information.

MIXER SHAFT

PART NUMBER	DESCRIPTION
275587002	Auger Shaft, 60mm
278096009	Auger Shaft, 60mm, 250mm Length
238340008	Auger Shaft, 50mm, 285mm Length
539806	Auger Shaft, 40mm, 255mm Length
288387008	Auger Shaft, Right, 60mm, 230mm Length
050755004	Auger Shaft, Left, 45mm, 195mm Length
264020004	Auger Shaft, Center, 50/60mm
055916000	Spacer, Auger Shafts

FOR UPDATED PRICING, CALL
1-844-397-8677
TO SPEAK TO THE PARTS COUNTER

AUGER PADDLES

PART NUMBER	DESCRIPTION
441540	Auger Paddle, Left
441541	Auger Paddle, Right
406795	Auger Paddle, Left, Hard Surfaced
406796	Auger Paddle, Right, Hard Surfaced
APBOLTKIT	Bolt Kit, Auger Paddles



Bearing Flange Only, RS909 Hopper

Auger Shaft, 40mm,
255mm Length



PUTZMEISTER PUMP PARTS

FOR UPDATED PRICING, CALL
1-844-397-8677
TO SPEAK TO THE PARTS COUNTER

Wear Plate, Big Mouth,
Non Carbide, Ergonic



Cutting Ring,
Big Mouth, Carbide




BIG MOUTH S-TUBE & WEAR PARTS

PART NUMBER	DESCRIPTION
434023	S-Tube, Big Mouth, 90mm Spline
434023-H	S-Tube, Big Mouth, 90mm Spline, Hard Surfaced
458878	Thrust Ring, Big Mouth
261123001	Cutting Ring, Big Mouth, Non-Carbide
261122002	Wear Plate, Big Mouth, Non-Carbide
519314	Wear Plate, Big Mouth, Non Carbide, RS909
033718000	Hex Nut S-Tube, M42x3.0

STANDARD S-TUBE & WEAR PARTS

PART NUMBER	DESCRIPTION
406926	S-Tube, Small Mouth, 80mm spline
406926-H	S-Tube, Small Mouth, 80mm Spline, Hard Surfaced
252898002	Thrust Ring, Small Mouth
251026008	Cutting Ring, Small Mouth, Non-Carbide
240111005	Wear Plate, Small Mouth, Non-Carbide
033718000	Hex Nut S-Tube, M42x3.0



Hex Nut S-Tube,
M42x3.0

CONNECTING RINGS

PART NUMBER	DESCRIPTION
252200001	Connecting Ring, Standard (Set)
263330009	Connecting Ring, Big Mouth (Requires 2)
41466001	O-Ring, 210mm x 8mm, NBR70
43635005	O-Ring, 235mm x 5mm, NBR70

All prices in USD. Prices are subject to change.

FRONT HOUSING (80MM)

PART NUMBER	DESCRIPTION
401783	Front Housing, Complete Assembly, 80mm, Slotted
401783-SP	Front Housing, Complete Assembly, 80mm, Splined
27783009	Bearing Flange, Front Housing, 80mm
400494	Wear Sleeve, Front Housing, 80mm, Slotted
400494-SP	Wear Sleeve, Front Housing, 80mm, Splined
66586005	Thrust Washer, Front Housing, 80mm
28550008	Bushing, Front Housing, 80mm
401783KIT	Seal Kit, 80mm Front Housing

FRONT HOUSING (90MM)

PART NUMBER	DESCRIPTION
274893001	Front Housing, Complete Assembly, 90mm, Slotted
274893001-SP	Front Housing, Complete Assembly, 90mm, Splined
519127	Front Housing, Complete Assembly, 90mm, RS909
274889002	Bearing Flange, Front Housing, 90mm
274884007	Wear Sleeve, Front Housing, 90mm, Slotted
274889002-SP	Wear Sleeve, Front Housing, 90mm, Splined
427720	Thrust Washer, Front Housing, 90mm
455706	Bushing, Front Housing, 90mm
274893001SK	Seal Kit, 90mm Front Housing
519127SK	Seal Kit, 90mm Front Housing, RS909

FOR UPDATED PRICING, CALL
1-844-397-8677
 TO SPEAK TO THE PARTS COUNTER



Front Housing, Complete Assembly, 90mm, RS909

REAR HOUSING

PART NUMBER	DESCRIPTION
240390004	Rear Discharge Housing, w/ Seal Kit
240391003SK	Seal Kit, Rear Discharge Housing
240390004BK	Bolt Kit, Rear Discharge Housing
508068	Discharge Housing, Rear, RS909
508068SK	Seal Kit, Rear Discharge Housing, RS909
240421009	Sealing Ring, Flap Elbow
228383004	Chrome Sleeve, S-Tube



Seal Kit, Rear Discharge Housing, RS909

PUTZMEISTER PUMP PARTS

SWING LEVER & PLUNGER CYLINDERS

PART NUMBER	DESCRIPTION
400493	Swing Lever, 80mm, w/ Groove
458733	Swing Lever, 80mm w/o Groove
274877001	Swing Lever, 90mm, w/ Groove
458703	Swing Lever, 90mm, w/o Groove
257429007	Spacer, Ball Socket, 4mm
257428008	Spacer, Ball Socket, 13mm
256300004	Ball Socket, Swing Lever, 80/90mm
440405	Plunger Cylinder, 60mm
262840008SK	Seal Kit, Plunger Cylinder, 60mm
261349005	Securing Plate, Plunger Cylinder
254500000	Securing Plate, Swing Lever
519253	Securing Plate, Swing Lever, RS909



Swing Lever, 90mm, w/o Groove

FLAP ELBOW AND ACCESSORIES

PART NUMBER	DESCRIPTION
417730	Flap Elbow, w/ Prime Port
417730-H	Flap Elbow, w/ Prime Port, Hard Surfaced
240421009	Sealing Ring, Flap Elbow
426793	Wedge, Flap Elbow
522382	Wedge, Curved, Flap Elbow
262639002	Wedge Insert Bullet, Flap Elbow
264392004	Tie Rod Bolt, Flap Elbow
279626008	Pin, Flap Elbow
041764004	Shim, Flap Elbow Pin
54720006	Cap, Prime Port
541915	Cap, w/ Ball Stopper, Prime Port
51342005	Clamp, 5" ZX, Prime Port
43017005	O-Ring, 5" ZX, Prime Port
96042009	O-Ring, 6" ZX, Flap Elbow/Reducer

All prices in USD. Prices are subject to change.

Plunger Cylinder 60mm



Cap, Prime Port



HOPPER CLEAN OUT DOOR

PART NUMBER	DESCRIPTION
242334000	Clean Out Door, Hopper Bottom
501457	Clean Out Door, Hopper Bottom, Ergo Style
233915001	O-Ring, Clean Out Door
407313	Dual Thread Bolt, Clean Out Door
255574006	Jam Nut, Dual Thread Bolt, Clean Out Door
066181002	Bushing, Dual Thread Bolt, Clean Out Door
456438	Door Wedge, Left, Clean Out Door
456439	Door Wedge, Right, Clean Out Door



Bushing, Dual Thread Bolt,
Clean Out Door

FOR UPDATED PRICING, CALL
1-844-397-8677
TO SPEAK TO THE PARTS COUNTER

ACCUMULATOR BOTTLE

PART NUMBER	DESCRIPTION
66600004	Accumulator Bottle Hydac, 4L
64020000	Accumulator Bladder Hydac, 4L
273962001	Accumulator Bottle Hydac, 6L
283868001	Accumulator Bladder Hydac, 6L
HYDAC-SK-S	Seal Kit, Hydac Accumulator Bladder, Small
HYDAC-SK-L	Seal Kit, Hydac Accumulator Bladder, Large
VA302-DN	Valve Core, High Pressure, Accumulator Bladder

HOPPER GRATE PARTS

PART NUMBER	DESCRIPTION
419553	Steel Grate, RS905 Hopper
523464	Steel Grate, RS909 Hopper
002252005	Rubber Isolator, Hopper Grate, 40x30
245991000	Rubber Guide Collar, RS905 Hopper
520897	Rubber Guide Collar, RS909 Hopper
432235	Rubber Buffer Hinge, Hopper Grate
461952	Rubber Seal, Hopper Grate
534958	Transponder, Upper Magnetic Section
531793	Transponder, Lower Base Section, w/ Cable
277389004	Switch Cam, Hopper Grate

PUTZMEISTER PUMP PARTS

PISTON CUPS



Piston Ram, One Piece, 9" (DN230)



PART NUMBER	DESCRIPTION
-------------	-------------

8" PISTONS

19004000	Piston Ram, One Piece, DN200
80794006	Piston Guide Ring, DN200
80372004	Piston Seal, DN200
86236005	Piston Ram Assembly, Complete, DN200

9" PISTONS

262893000	Piston Ram, One Piece, DN230
80672005	Piston Guide Ring, DN230
80373003	Piston Seal, DN230
85813005	Piston Ram Assembly, Complete, DN230

10" PISTONS

275059006	Piston Guide Ring, DN250
274904000	Piston Seal, DN250
433029	Piston Ram Assembly, Complete, DN250

11" PISTONS

87540004	Piston Guide Ring, DN280
86632007	Piston Seal, DN280
292356009	Piston Ram Assembly, Complete, DN280

MATERIAL & PUMPING CYLINDERS

PART NUMBER	DESCRIPTION
-------------	-------------

433195	Main Pumping Cylinder DN130/80 x 2100
433195SK	Seal Kit, Main Pumping Cylinder DN130/80
510773	Main Pumping Cylinder, DN140/80 x 2100
510773SK	Seal Kit, Main Pumping Cylinder DN140/80
239867001	Delivery Cylinder, 230mm x 2100mm
274883008	Delivery Cylinder, 250mm x 2100mm
231149002	Delivery Cylinder, 280mm x 2100mm
270321001	Proximity Sensor

MAIN PUMPS

PART NUMBER	DESCRIPTION
-------------	-------------

273904001	Front Main Pump, Complete, A4VG125HD
262146003	Drive Shaft w/ Feed Pump SAE-D
266680002	Rear Main Pump, Complete, A4VG125HD
262147002	Drive Shaft w/ Feed Pump SAE-B
830980	Shaft Seal, A4VG125HD Main Pumps
043410000	O-Ring, A4VG125HD Main Pump

Proximity Sensor



BOOM PUMPS

PART NUMBER	DESCRIPTION
67925005	Boom Pump, A2F16
279532008	Boom Pump, A17F032
495750	Boom Pump, A2FO23/61L

ACCESSORY PUMPS & BLOCKS

PART NUMBER	DESCRIPTION
67370003	Accumulator Pump, A10VO28(13)DR
255200008	Accumulator Pump, A10VO28(21)DR
235383000	Single Gear Pump, R14 CM ³
290243004	Single Gear Pump, R11 CM ³
44113005	Hyd Adapter, Gear Pump, Flange x 15L-M, 90°
232072000	Control Block, Water Pump/Auger
274937006	Control Block, Water Pump/Auger, 24v
264132002	Flushing Valve, Hydraulic Pump

FOR UPDATED PRICING, CALL
1-844-397-8677
 TO SPEAK TO THE PARTS COUNTER

Sliding Clutch, G64/SB



PTO BOX WEAR PARTS

PART NUMBER	DESCRIPTION
222259008	Piston, PTO Shift Cylinder, G64/SB
479527	Piston, PTO Shift Cylinder, G64C
284918002	Shift Cylinder, G64/SB
062587008	Sliding Clutch, G61
284943006	Sliding Clutch, G64/SB
479488	Sliding Clutch, G64C
065644003	Shift Fork w/ Rod, G61
284946003	Shift Fork w/ Rod, G64/SB
479492	Shift Fork w/ Rod, G64C
479493	Shift Rod, G64C
285085002	Castle Nut, G64
222257000	Breather Cap, G64
479526	Main Shaft Seal, 120/180x15, G64C
285090000	Main Shaft Seal, 100/120x12, G64/SB
284921002	Main Shaft Seal, 080/100x10, G61
285089008	Upper Shaft Seal, 080/100x12, G64
479544	Upper Shaft Seal, 065/090x10, G64C



PUTZMEISTER PUMP PARTS

WATER BOX & WATER TANK

PART NUMBER	DESCRIPTION
19011006	Rubber Stopper, Drain Handle, 8mm
451574	Drain Handle, Water Box
255123004	Cover, Water Box
255122005	Grill, Water Box
401503	Spacer Flange/Dog Bone
263558001	Rod Flange, Main Pumping Cylinder, DN140/80
404435	Flushing Water Pump
229178001	Motor, Water Pump
437388	Tapered Coupler, Water Pump Driver
262149000	Clamping Halves Set, Water Pump Shaft
18533006	Roller Water Pump, Hypro 7560C
18570001	Repair Kit, Roller Water Pump

VALVES & COILS

PART NUMBER	DESCRIPTION
61678002	Coil, 24v, 4/3 & 4/2 Way Valve, Old Style
245363007	Coil, 12v, Accumulator Dump Valve
245364006	Coil, 24v, Accumulator Dump Valve
267378009	Coil, 12v, 4/3 & 4/2 Way Valve
267377000	Coil, 24v, 4/3 & 4/2 Way Valve
256078006	Coil, 24v, Boom Stack Valve
255120007	Coil, 12v, Boom Stack Valve
67346008	Valve Assembly, 4/3 Way, 24v
67344000	Valve Assembly, 4/2 Way, 24v
295208002	Valve Assembly, Directional Control
580765	Valve Assembly, 4/2 Way, 24v, NG10
240888008	Valve Assembly, Volume Control, 24v
265686007	Hydraulic Check Valve, Outrigger Cylinder
44151009	Hydraulic Check Valve
043775004	Hydraulic Check Valve

PTO BOXES

PART NUMBER	DESCRIPTION
280914000	PTO Gearbox, G61
278023000	PTO Gearbox, G64
549875	PTO Gearbox, G64SB
439366	PTO Gearbox, G64C

Motor, Water Pump



SAFETY SWITCHES & RELAYS

PART NUMBER	DESCRIPTION
452208	Limit Switch, Hopper Grate
239584009	Limit Switch, PTO
405197	E-Stop Box Assembly
453092	Horn Button Assembly, w/ Wire & Loom
278495007	Step Relay, 24v
247103003	Step Relay, 12v
244371003	Step Relay, 24v
274147003	Relay, 24v
269463006	Relay, Change Over, 24v
244372002	Relay Module, Stroke Change, 24v
225684007	Relay, 24v
415538	Relay, 12v, 70a
415541	Relay, 24v, 50a
232282007	Fuse Box, 6 Fuse Holder
238390003	Switchbox, 24v
266787002	Controller, POH Reverse



Relay Module, Stroke Change, 24v

TK PUMPS

PART NUMBER	DESCRIPTION
HOPPER WEAR PARTS	
444384	Wear Plate, Non-Carbide, TK70
251231000	Cutting Ring, Non-Carbide, TK70
269379006	Thrust Ring, TK70
430406	Wear Plate, Non-Carbide, TK40-60
430408	Cutting Ring, Non-Carbide, TK40-60
430378	Thrust Ring, TK40-60
401783	Front Housing, Complete Assembly, 80mm, Slotted
401783-SP	Front Housing, Complete Assembly, 80mm, Splined
401783SK	Seal Kit, Upper Housing Assembly, TK40-70
410504	Rear Housing, TK40-70
410504SK	Seal Kit, Rear Housing, TK40-70
523599	Auger Paddle, Left, TK40-70
523605	Auger Paddle, Right, TK40-70
261611005	Chrome Sleeve, S-Tube, TK40-70
PISTON CUPS	
56123009	Piston Guide Ring, Two Piece, 7" (DN180), TK60-70
56720004	Piston Seal, Two Piece, 7" (DN180), TK60-70
19447007	Piston Guide Ring, Two Piece, 6" (DN150), TK40-50
56839005	Piston Seal, Two Piece, 6" (DN150), TK40-50



CERTIFIED MULTIQUIP REPAIR SHOP

The DY Service Center is proud to be a Multiquip-certified repair shop, offering expert service and repairs for all Multiquip equipment. From **small tools** to **power trowels**, **generators**, and **trailer pumps**, our skilled technicians ensure your equipment is ready to perform when you need it most.



Trust us to provide reliable repairs that keep your Multiquip machines operating at peak efficiency.



BUY CONCRETE EQUIPMENT



CALL NOW!
¡LLAMA AHORA!
APPELEZ-NOUS!
682-350-9949

**USED
INVENTORY**

**NEW
INVENTORY**

**SELL
EQUIPMENT**

**ONLINE
FINANCING**

BUY AND SELL QUALITY CONCRETE EQUIPMENT

BuyConcreteEquipment.com is the go-to marketplace for buying and selling used concrete equipment. Open to everyone, it offers a diverse selection of pumps and machinery, including power trowels and laser screeds. International buyers can access reliable equipment tailored to their local regulations, infrastructure, and project demands, making it easier to find the right tools for the job. Designed to simplify transactions, BCE connects buyer with sellers, helping operators expand fleets and seize new opportunities with ease.

COMPRES Y VENTA EQUIPOS DE HORMIGÓN

BuyConcreteEquipment.com es el mercado para la compra y venta de bombas de hormigón usadas, con opciones adicionales para equipos de hormigón como fratasadoras y reglas láser. Los compradores internacionales pueden encontrar equipos fiables adaptados a sus necesidades locales, lo que facilita la ampliación de flotas y la realización de nuevos proyectos. La plataforma simplifica las transacciones, conectando a vendedores y compradores con facilidad.

QUALITÉ ÉQUIPEMENT POUR LE BÉTON

BuyConcreteEquipment.com est la place de marché pour l'achat et la vente de pompes à béton d'occasion, avec des options supplémentaires pour l'équipement de béton comme les truelles électriques et les chapes laser. Les acheteurs internationaux peuvent trouver des équipements fiables adaptés à leurs besoins locaux, ce qui facilite l'expansion des flottes et la prise en charge de nouveaux projets. La plateforme simplifie les transactions en mettant facilement en relation les vendeurs et les acheteurs.



Genna Jones
USED PUMP SALES

Cell: (360) 966-1718

Toll Free: 1-844-397-8677

SalesAdmin@DYConcretePumps.com



SCHWING PUMP PARTS



**BUILT TO
*PERFORM***



Bearing Assembly LH (Drive)
(pg. 39)

SCHWING PUMP PARTS

Piston Ram, 10" (DN250)



AGITATOR MOTOR & BEARINGS

PART NUMBER	DESCRIPTION
10039180	Hydraulic Motor Agitator
10039180K	Keyway, Agitator Motor
10076459	Seal Kit, Agitator Motor
10061072	Bearing Assembly LH (Drive)
10061073	Bearing Assembly RH
10061074	Bearing Support LH
10061075	Flange Shaft LH
10061076	Sealing Cone
10061077	Bushing 60/80x23
10061078	Bearing Support RH
10061079	Support Cover
10061080	Flanged Shaft RH
10061081	Disc Inner
10061082	Flanged Bushing
10061083	Disc Outer

AGITATOR SHAFT

PART NUMBER	DESCRIPTION
10052446	Agitator Shaft Assembly, M Rock
10167220	Agitator Shaft Assembly, B/E Rock
10052448	Auger Paddle, Center/Ends, M Rock
10167218	Auger Paddle, Ends, B/E Rock
10167219	Auger Paddle, Center, B/E Rock

FOR UPDATED PRICING, CALL
1-844-397-8677
TO SPEAK TO THE PARTS COUNTER

Auger Paddle, Ends, B/E Rock





ROCK VALVES

PART NUMBER	DESCRIPTION
10059467	Rock Valve, M-Style, DN210/180
10064073	Shaft, Rock Valve, M-Style
10181912	Rock Valve, B-Style, DN210/180
10180090	Shaft, Rock Valve, B-Style
10018037	Bushing w/ Groove, Front, Rock Valve Shaft
10018047	Bushing, Rear, Rock Valve Shaft
10018035	Sealing Cover

SHIFTING CYLINDER

PART NUMBER	DESCRIPTION
10017556	Piston Rod, Shift Cylinder
10064756	Seal Kit, Shift Cylinder
10118218	Cylinder, Slewing Pivot
10006726	Bushing, MB3530, Shift Cylinder

All prices in USD. Prices are subject to change.



Don't see what your're looking for?
Give our parts counter experts a call at 1-844-397-8677 for more information.

SCHWING PUMP PARTS



WEAR PARTS

PART NUMBER	DESCRIPTION
KIDNEY SEALS & PLATES	
10032182	Kidney Seal, DN135
10029138	Kidney Seal, DN180
10025851	Kidney Plate, DN135
10018046	Kidney Plate, DN180
CUTTING & BACK UP RINGS	
10063938	Cutting Ring, Non-Carbide, DN165
10063939	Cutting Ring, Non-Carbide, DN210
10081098	Cutting Ring, Carbide, DN210
10158880	Back Up Ring DN210
10181916	Cutting Ring, Non-Carbide, DN220
10182449	Cutting Ring, Carbide, DN220
10181915	Back Up Ring, DN220
10166890	Cutting Ring, Non-Carbide, DN230
10185103	Cutting Ring, Carbide, DN230
PRESSURE SPRINGS	
10064473	Pressure Spring, DN165
10064472	Pressure Spring, DN210
10181917	Pressure Spring, DN220
10166975	Pressure Spring, DN230

FOR UPDATED PRICING, CALL
1-844-397-8677
 TO SPEAK TO THE PARTS COUNTER



WEAR PARTS

PART NUMBER	DESCRIPTION
WEAR PLATES & INSERTS	
10129809	Wear Plate, Non-Carbide, DN150
10129807	Wear Plate, Non-Carbide, DN180
10074767	Wear Plate, Non-Carbide, DN200
10074768	Wear Plate, Non-Carbide, DN230
10181938	Wear Plate, Non-Carbide, DN250
10146062	Base Plate, Carbide, DN180/200/230
10183638	Base Plate, Carbide, DN250
10081096	Wear Insert, Carbide, DN200
10081097	Wear Insert, Carbide, DN230
10182449	Wear Insert, Carbide, Left, DN250
10190439	Wear Insert, Carbide, Right, DN250
10146064	Triangle Insert, Small, Carbide
10146063	Triangle Insert, Large, Carbide
10183641	Triangle Insert, Small, Carbide, DN250
10183640	Triangle Insert, Large, Carbide, DN250
MOUNTING PLATES & COVER	
10074769	Mounting Plate, DN180/200/230
10166657	Mounting Plate, DN250
10018029	Cover Lining
10018027	Top Cover

SCHWING PUMP PARTS

BOTTOM HOPPER DOOR

PART NUMBER	DESCRIPTION
10080782	Clean Out Door, Hopper Bottom, DN250
10035783	Sealing Ring, DN250, Clean Out Door

SEALS & O-RINGS

PART NUMBER	DESCRIPTION
10006403	Sealing Ring, DN180, Old Style
10206184	Sealing Ring, DN180, New Style
10206185	Sealing Ring, DN150, Old Style
10004761	Sealing Ring, DN150, New Style
10000765	O-Ring, 60mm x 5mm
10017436	O-Ring, 70mm x 8mm
10001052	O-Ring, 94mm x 3mm
10016241	O-Ring, 95mm x 8mm
10016664	O-Ring, 195mm x 3mm
10000602	O-Ring, 200mm x 10mm
10014002	O-Ring, 207mm x 3mm
10000616	O-Ring, 214mm x 5mm
10000630	O-Ring, 220mm x 3mm
10016665	O-Ring, 225mm x 3mm
10000650	O-Ring, 240mm x 3mm
10128455	O-Ring, 242mm x 4mm
10000663	O-Ring, 265mm x 3mm
10000666	O-Ring, 270mm x 3mm

PISTON RAMS

PART NUMBER	DESCRIPTION
10209273	Ram Connection
10161863	Piston Ram, 6" (DN150)
10161781	Piston Ram, 7" (DN180)
10161754	Piston Ram, 8" (DN200)
10161634	Piston Ram, 9" (DN230)
10161980	Piston Ram, 10" (DN250)

MATERIAL CYLINDERS

PART NUMBER	DESCRIPTION
10006084	Material Cylinder, DN200 x 1600mm
10019377	Material Cylinder, DN230 x 2133mm
10178873	Material Cylinder, DN250 x 2500mm



Ram Connection

ACCUMULATOR PUMPS

PART NUMBER	DESCRIPTION
30361366	Accumulator Pump, Schwing, A11VO40DR/10L
10155092	Accumulator Pump, Schwing, A7V055DR



Shifting Fork w/ Rod

WATER PUMP

PART NUMBER	DESCRIPTION
018533006	Roller Water Pump, Hypro 7560C
10170884	Repair Kit, Roller Water Pump (018570001)
10011759	Connecting Insert, Water Pump

PTO

PART NUMBER	DESCRIPTION
10173818	PTO Gearbox, 4400, 1:1.932
10038386	PTO Gearbox, 4194, 1:1.28
10038387	PTO Gearbox, 4194, 1:1.0396
10012464	Shifting Fork w/ Rod
10004989	Sliding Clutch, 4194 PTO Gearbox

FOR UPDATED PRICING, CALL
1-844-397-8677
 TO SPEAK TO THE PARTS COUNTER

ACCESSORIES

PART NUMBER	DESCRIPTION
98490427	Valve Cartridge Pulsar w/ Pigtail, 24v (10160911)
10173517	Valve Cartridge Pulsar w/ Pigtail, 12v
10205385	E-Stop Button Assembly
10002386	Mounting Bolt, Wedge
10010238	Pipe Mount U-Bolt, 5.5"
10038880	Saddle for Pipe Mount
10018123	Hinge, Rock Elbow
10004709	Wedge
10011849	Shaft Coupler
593	Battery, Scan Reco, 7.2v, 3.3Ah
T42-BA	Battery, T42 Omnex, 9.6V, 3.6 Ah
T42-BAC	Battery Charger, T42 Omnex Battery

Shaft Coupler



All prices in USD. Prices are subject to change.

HYDRAULIC FILTERS





**BUILT TO
*PERFORM***

Filter Housing Assembly, Suction,
33-63m (pg. 47)

A manual sprayer with a white body and yellow accents. It has a handle on top and a red label with text. The sprayer is shown from a front-three-quarter view.



All prices in USD. Prices are subject to change.

ALLIANCE FILTERS

PART NUMBER	DESCRIPTION
RB31203	Suction Filter, All Pumps
RB31206	O-Ring, RB31203, 100 x 4.00mm
RB31207	O-Ring, RB31203, 126 x 4.00mm
RB31103	Return Filter, 32m-63m
RB31105	O-Ring, RB31103, 145 x 5.33mm
RB31106	O-Ring, RB31103, 180 x 6.00mm
RB31303	Boom Filter, 20m-38m
RB37303	Boom Filter, 38-5 and Up

PUTZMEISTER FILTERS

PART NUMBER	DESCRIPTION
273827007	Filter Element, Boom
222895006	Filter Element, Suction
223192009	Filter Element 10μ
060440008	Gauge, Suction Filter
244085001	Indicator, Filter Bypass
482073	Air Filter Assembly
272317000	Ventilation Filter Assembly
272318009	Filter Element (x3)
425836	Filter Element, Boom
416341	Filter Element, Suction
231696005	Filter Element
248911003	Filter Element, Suction
294073005	Filter Element, Suction (Long)
551476	Filter Element
534896	Filter Element, 10u-F

Boom Filter, 20m-38m



SCHWING FILTERS

PART NUMBER	DESCRIPTION
10155110	Filter Element
10072694	Filter Element HP
10073397	Filter Element Main
10002989	Filter Element, Hyd Tank, Old Style
10190588	Filter Element
10163031	Filter Element
10021810	Filter Element
10177778	Clogging Indicator, Boom Filter



CONCRETE HOSES



**BUILT TO
*PERFORM***

CONCRETE HOSES

(85 BAR/1233 PSI)

TEXTILE

WIREBRAID

DESCRIPTION

2" HD x 25', Double Ended
 2" HD x 50', Double Ended
 2.5" HD x 25', Double Ended
 2.5" HD x 50', Double Ended
 3" HD x 10', Single Ended
 3" HD x 10', Double Ended
 3" HD x 20', Double Ended
 3" HD x 25', Double Ended
 3.5" HD Reducing x 10', Single Ended
 3.5" HD Reducing x 15', Double Ended
 3.5" HD Reducing x 20', Double Ended
 4" HD x 10', Single Ended
 4" HD x 10', Double Ended
 4" HD x 20', Double Ended
 4.5" ME Reducing x 10', Single Ended
 4.5" ME Reducing x 12.5', Single Ended
 5" ME x 10.5', Single Ended
 5" ME x 12.5', Single Ended
 5" ME x 10', Double Ended



LAYFLAT HOSES

PART NUMBER

DESCRIPTION

VIPER-300X15-H1 Viper ICF Tip Hose, 3" x 15', 1250WP
 VIPER-350X15-R1 Viper ICF Tip Hose, 3.5" x 15', 1250WP, Reducing End
 1250LF-300X15-H1 Layflat Tip Hose, 3" x 15', 1250WP/2500BP
 1250LF-400X15-H1 Layflat Tip Hose, 4" x 15', 1250WP/2500BP
 1250LF-400X20-H1 Layflat Tip Hose, 4" x 20', 1250WP/2500BP

SHOTCRETE

PART NUMBER

DESCRIPTION

ADFR075300ASSY Air Hose Assembly, 3/4" Ends, 50', 300 PSI
 SN20HD-CF Shotcrete Nozzle Assembly, 2" HD
 SNR20L Shotcrete Nozzle, Tip Only, 2"



VISIT THE DY HEADQUARTERS IN BEAUTIFUL NORTH TEXAS!


LOCATED RIGHT OUTSIDE THE DALLAS-FORT WORTH METROPLEX IN ALVARADO, TX

- ▶ See our Texas-sized paint booth, the largest in the South!
- ▶ Visit the best concrete pump service center in Texas.
- ▶ Meet the team that builds your pumps and see our production process.



ASK YOUR SALES REPRESENTATIVE HOW TO SCHEDULE A VISIT TO OUR FACILITY!

4521 CR 616, ALVARADO, TEXAS 76009, UNITED STATES



SYSTEM PARTS



**BUILT TO
*PERFORM***



Clamp, 5" Metric, Two Bolt, w/
Flat Bracket (pg. 55)

SYSTEM PARTS

Clamp, 5" Metric, One Bolt w/ Bracket, Greaseable

Snap Clamp, 5" Metric, Putz Jib Style



SYSTEM CLAMPS

PART NUMBER	DESCRIPTION
CG20HD-ACME	Snap Clamp, 2" HD, w/ Gasket & Pin, Acme Style
CG25HD-ACME	Snap Clamp, 2.5" HD, w/ Gasket & Pin, Acme Style
CG30HD	Snap Clamp, 3" HD, w/ Gasket & Pin
CG30HD-ACME	Snap Clamp, 3" HD, w/ Gasket & Pin, Acme Style
CG30HD-ADJ	Snap Clamp, 3" HD Adjustable, w/ Gasket & Pin
CG40HD	Snap Clamp, 4" HD, w/ Gasket & Pin
CG40HD-ACME	Snap Clamp, 4" HD, w/ Gasket & Pin, Acme Style
CG40HD-ADJ	Snap Clamp, 4" HD Adjustable, w/ Gasket & Pin
CG50HD	Snap Clamp, 5" HD, w/ Gasket & Pin
CG50HD-ACME	Snap Clamp, 5" HD, w/ Gasket & Pin, Acme Style
CG50HD-ADJ	Snap Clamp, 5" HD Adjustable, w/ Gasket & Pin
CG50ME	Snap Clamp, 5" ME, w/ Gasket & Pin
CG50ME-ACME	Snap Clamp, 5" ME, w/ Gasket & Pin, Acme Style
CG50ME-ADJ	Snap Clamp, 5" ME Adjustable, w/ Gasket & Pin

SPECIALTY CLAMPS

PART NUMBER	DESCRIPTION
S315076A	Clamp, 5" Metric, Two Bolt, w/o Bracket
S315074A	Clamp, 5" Metric, One Bolt, w/o Bracket
S322716A	Clamp, 5" Metric, Two Bolt, w/ Bracket
S324277A	Clamp, 5" Metric, One Bolt w/ Bracket, Greaseable
524948	Snap Clamp, 5" Metric, Putz Jib Style
534295	Snap Clamp, 5" ME, w/ 4 Bolt Bracket
426594-1	Clamp, 5" Metric, Two Bolt, Low Profile w/o Bracket, SHCS
426594-2	Clamp, 5" Metric, Two Bolt, w/o Bracket, HHCS
058102002	Clamp, 5" Metric, Four Bolt, w/o Bracket
246984003	Clamp, 5" Metric, Four Bolt, w/ Bracket
10133242	Clamp, 5" Metric, Two Bolt, w/ Flat Bracket

All prices in USD. Prices are subject to change.

Clamp, DN180, Schwing Back End



Don't see what you're looking for?

Give our parts counter experts a call at 1-844-397-8677 for more information.

BACK END CLAMPS

PART NUMBER	DESCRIPTION
S322754A	Clamp, 5" ZX, Prime Port
S319510A	Clamp, 6" ZX, Bolt Style
S315899A	Clamp, 6" ZX, Wedge Style
051342005	Clamp, 5" ZX, Prime Port
RB60005	Snap Clamp, 6" ME
241292004	Clamp, 6" ZX, Bolt Style
240948003	Clamp, 6" ZX, Wedge Style
10043559	Clamp, DN150, Schwing Back End
10043560	Clamp, DN180, Schwing Back End

CLAMP HARDWARE

PART NUMBER	DESCRIPTION
CGPIN-S	Safety Pin, w/ Tag, 2"-2.5" Clamps
CGPIN-L	Safety Pin, w/ Tag, 3"-5" Clamps
018878004	Safety Pin, Putzmeister Style
S312374A	Eye Bolt, DY Tightening Strap
S363644A	Flanged Nut, DY Tightening Strap
S363645A	Clevis Pin, DY Tightening Strap
S312373A	Tightening Strap, DY Style
S312373A-1	Tightening Strap Assembly, DY Style
286017008	Eye Bolt, Putz Tightening Strap
245103005	Tightening Strap Assembly, Putz Style
EN-S322754A	Extension Nut, DY Style, Prime Port Clamp
EB-S322754A	Eye Bolt, DY Style, Prime Port Clamp
S321185A	Wedge, Swing Elbow, DY
426793	Wedge, Swing Elbow, Putz
240945006	Wedge, 6" ZX Clamp

FOR UPDATED PRICING, CALL

1-844-397-8677

TO SPEAK TO THE PARTS COUNTER



Flanged Nut, DY
Tightening Strap



GASKETS & O-RINGS

PART NUMBER	DESCRIPTION
GA20HD	Gasket w/ Lip, 2" HD
GA25HD	Gasket w/ Lip, 2.5" HD
GA30HD	Gasket w/ Lip, 3" HD
GA40HD	Gasket w/ Lip, 4" HD
GA50HD	Gasket w/ Lip, 5" HD
GA50MC	Gasket, 5" ME, Open Cavity
S312319A	Gasket w/ Lip, 5" ME
GA60HD	Gasket, 6" HD, Swivel
GA60MC	Gasket, 6" ME, Open Cavity
S316299A	O-Ring, 5" ZX, Prime Port
S315900A	O-Ring, 6" ZX, Flap Elbow/Reducer

SYSTEM PARTS

WELD ON ENDS

PART NUMBER	DESCRIPTION
WE20HD	Weld on End, 2" HD, Butt Weld Style
WE25HD	Weld on End, 2.5" HD, Butt Weld Style
WE30HD	Weld on End, 3" HD, Butt Weld Style
WE40HD	Weld on End, 4" HD, Butt Weld Style
WE50HD	Weld on End, 5" HD, Butt Weld Style
WE50ME	Weld on End, 5" ME, Butt Weld Style
WE50ME-B	Weld on End, 5" ME Boom Pipe, Slip-On, w/o Insert
WE50ME-D	Weld on End, 5" ME Deck Pipe, Slip-On, w/o Insert
S354706A	Weld on End, 5" ME Boom Pipe, Slip-On w/ Insert
S370805A	Weld on End, 5" ME Deck Pipe, Slip-On w/ Insert
S361742A	Weld on End, 5" ME Boom Pipe, Slip-On, CCI Insert
S370522A	Weld on End, 5" ME Deck Pipe, Slip-On, CCI Insert

FOR UPDATED PRICING, CALL
1-844-397-8677
 TO SPEAK TO THE PARTS COUNTER



Weld on End, 2" HD



Weld on End, 3" HD



Weld on End, 4" HD



Weld on End, 5" HD

BACKEND REDUCERS

PART NUMBER	DESCRIPTION
S356114A	Reducer, 6" ZX x 5" ME, 1200mm, Heat Treated
S317287A	Reducer, 6" ZX x 5" ME, 1200mm Twin Wall
S2030569	Reducer, 6" ZX x 5" ME, 1200mm, CCI-Twin Wall
RSW651200MM	Reducer, 6" ME x 5" ME, 1200mm, SW-Hard Surfaced
RTW651200MM	Reducer, 6" ME x 5" ME, 1200mm, Twin Wall

PIPE REDUCERS

PART NUMBER	DESCRIPTION
RE504036MH	Reducer, 5" ME x 4" HD, 36" Long
RE504036HH	Reducer, 5" HD x 4" HD, 36" Long
RE504015MH	Reducer, 5" ME x 4" HD, 15" Long
RE504015HH	Reducer, 5" HD x 4" HD, 15" Long
RE403036HH	Reducer, 4" HD x 3" HD, 36" Long
RE403015HH	Reducer, 4" HD x 3" HD, 15" Long
RE402536HH	Reducer, 4" HD x 2.5" HD, 36" Long
RE302536HH	Reducer, 3" HD x 2.5" HD, 36" Long
RE302036HH	Reducer, 3" HD x 2" HD, 36" Long
RE252036HH	Reducer, 2.5" HD x 2" HD, 36" Long



Reducer, 5" Metric
 x 4" HD, 15" Long

All prices in USD. Prices are subject to change.

SINGLE WALL PIPE

PART NUMBER	DESCRIPTION
S354701A	Boom Pipe, 5" ME x 3000mm, 5mm, SW-Heat Treated
S356115A	Deck Pipe, 5" ME x 3000mm, 7mm, SW-Heat Treated
S354700A	Pipe Elbow, 5" ME x 90° R275, SW-Heat Treated
ESW5090ME	Pipe Elbow, 5" ME x 90° R275, SW
ESW5090ME-R	Pipe Elbow, 5" ME x 90° R275, SW Reinforced
ESW5090SME	Pipe Elbow, 5" ME x 90° R180, SW
S356203A	Pipe Elbow, 5" ME x 45° R235, SW-Heat Treated
ESW5045ME	Pipe Elbow, 5" ME x 45° R235, SW
S356396A	Pipe Elbow, 5" ME x 30° R235, SW-Heat Treated
ESW5030ME	Pipe Elbow, 5" ME x 30° R235, SW
ESW5020ME	Pipe Elbow, 5" ME x 20° R187, SW
ESW5015ME	Pipe Elbow, 5" ME x 15° R187, SW
ESW5010ME	Pipe Elbow, 5" ME x 10° R187, SW

TWIN WALL PIPE

PART NUMBER	DESCRIPTION
S361740A	Boom Pipe, 5" ME x 3000mm, 2.5+2mm, TW-High Imp.
S361778A	Deck Pipe, 5" ME x 3000mm, 3.3+3mm, TW-High Imp.
EXEN-0590	Pipe Elbow, 5" ME x 90° R275, TW-High Imp.
S317285A	Pipe Elbow, 5" ME x 90° R275, Twin Wall
S354725A	Pipe Elbow, 5" ME x 90° R180, Twin Wall
EXEN-0545	Pipe Elbow, 5" ME x 45° R235, TW-High Imp.
S317412A	Pipe Elbow, 5" ME x 45° R235, Twin Wall
EXEN-0530	Pipe Elbow, 5" ME x 30° R235, TW-High Imp.
S317455A	Pipe Elbow, 5" ME x 30° R235, Twin Wall
ETW50325MEP	Pipe Elbow, 5" ME x 32.5° R275, TW Putz
ETW50325MES	Pipe Elbow, 5" ME x 32.5° R235, TW Schwing
ETW5020ME	Pipe Elbow, 5" ME x 20° R187, Twin Wall
ETW5015ME	Pipe Elbow, 5" ME x 15° R187, Twin Wall
ETW5010ME	Pipe Elbow, 5" ME x 10° R187, Twin Wall

HIGH PRESSURE ELBOWS

PART NUMBER	DESCRIPTION
ESW6090ZX	High Pressure Elbow, 6" x 90°, ZX to ZX, SW
ESW6090ME	High Pressure Elbow, 6" x 90°, ME to ME, SW
ESW6090ZXM	High Pressure Elbow, 6" x 90°, ZX to ME, SW
ESW6090SCH	High Pressure Elbow, 6" x 90°, Schwing Ends, SW
S356113A	High Pressure Elbow, 6" x 90°, ZX to ZX, SW-Heat Treated
S317288A	High Pressure Elbow, 6" x 90°, ZX to ZX, TW
ETW6090ZX-C	High Pressure Elbow, 6", 90°, ZX to ZX, CCI-Twin Wall

Pipe Elbow, 5" ME x 30° R235, TW-High Imp



SYSTEM PARTS

SLICK LINE

PART NUMBER	DESCRIPTION
SLP500X10-HH11G	Slick Line Pipe, 5" HD x 10', Double Ended, 11 Gauge
SLP400X10-HH11G	Slick Line Pipe, 4" HD x 10', Double Ended, 11 Gauge
SLP300X10-HH11G	Slick Line Pipe, 3" HD x 10', Double Ended, 11 Gauge
SLP250X10-HH11G	Slick Line Pipe, 2.5" HD x 10', Double Ended, 11 Gauge
SLP200X10-HH11G	Slick Line Pipe, 2" HD x 10', Double Ended, 11 Gauge

Clean Out Ball, 3", Medium



CLEAN OUT

PART NUMBER	DESCRIPTION
CB20M	Clean Out Ball, 2" Medium
CB25M	Clean Out Ball, 2.5" Medium
CB30M	Clean Out Ball, 3" Medium
CB40M	Clean Out Ball, 4" Medium
CB50M	Clean Out Ball, 5" Medium
CB60M	Clean Out Ball, 6" Medium
253086004	Clean Out Bullet, 6" Medium
CC997M	Clean Out Cube, 9" x 9" x 7"
K3005810	Go Devil, 5" Double Lip
K3005808	Go Devil, 4" Double Lip
WOBWB427216	Wash Out Bag, XL, 42" x 72" x 16", w/ Bamboo Supports
541915	Prime Port Cap, w/ Ball Stopper
SCRAPER	Scraper, S-Tube

BLOW OUT CAPS

PART NUMBER	DESCRIPTION
20HDBOCAP	Blow Out Cap, 2" HD
25HDBOCAP	Blow Out Cap, 2.5" HD
30HDBOCAP	Blow Out Cap, 3" HD
40HDBOCAP	Blow Out Cap, 4" HD
50HDBOCAP	Blow Out Cap, 5" HD
50MEBOCAP	Blow Out Cap, 5" ME
50MEBOCAP-2PL	Blow Out Cap, 5" ME, 2 Ports, Long
BOCAP-FK	Fitting Kit, Blow Out Cap (2 Ports)

Blow Out Cap, 5" HD



HOSE ACCESSORIES

PART NUMBER	DESCRIPTION
089983125	Hose Pan
S202787C	Hose Hanger Assembly, Tip Hose, DY
288937005	Hose Hanger Assembly, Tip Hose, "R" Boom
482608	Hose Hanger Assembly, Tip Hose, "Z" Boom

TEXAS BASED. RENOWNED NATIONWIDE.



CONCRETE PUMP REPAIR. THE RIGHT WAY.

Our service center is equipped to work on any model of concrete pump from any manufacturer—old or new, we handle it all. Our service team members have over a century of combined, real-world experience in concrete pumping, so we understand how critical it is to minimize lost revenue when your pump is down. From the simple diagnostics to full refurbishments, trust our decades of hands-on expertise to get your concrete pump back to work quickly, with no corners cut.

DRIVELINES AND HYDRAULIC LINES

We are able to build many repair components in-house with our state of the art driveline machines, advanced hydraulic hose table, and tooling for any hydraulic hard line you may need. We build parts in-house to save you time, money, and deliver an exceptional final product.

BUMPER TO BUMPER MAINTENANCE

From engine diagnostics to chassis repair or simple fixes like AC recharging, we handle everything your truck or heavy equipment needs, from bumper to bumper. Our expertise extends beyond concrete pumps to ensure your entire fleet of equipment is always job-site ready.

REMOTE AND ELECTRONIC REPAIR

Our certified team handles advanced remote repairs for brands like HBC and Autec, plus in-house electronics work—from fixing glitches to full rewiring. We work on any remotes, any machine, with fast, reliable results.

COME AND SEE US!

1-844-397-8677

11917 FM917, Alvarado, Texas 76009

Service.Sales@DYConcretePumps.com

DY
Concrete Pumps Inc.

**BUILT TO
PERFORM**



DY ACCESSORIES




**BUILT TO
*PERFORM***



Hopper Vibrator, 12VDC,
440ft/lb (pg. 64)

DY ACCESSORIES

Grease Distribution
Block, 8 Ports, Old Style



FITTING KITS

PART NUMBER	DESCRIPTION
MHSFKIT	Fitting Kit, Complete with Test Hose & Gauges
DIN-CPK	Fitting Kit, DIN Plugs and Caps, 06L-38S

WRENCHES

PART NUMBER	DESCRIPTION
RW21X26	Ratchet Wrench, 21mm x 26mm
RW26X32	Ratchet Wrench, 26mm x 32mm

All prices in USD. Prices are subject to change.

TOOL BOXES

PART NUMBER	DESCRIPTION
S310903A	Tool Box, Complete w/ Tools
TRID242436	Aluminum Tool Box, Chassis Mount, 36x24x24
TRID242430	Aluminum Tool Box, Chassis Mount, 30x24x24
TRID242424	Aluminum Tool Box, Chassis Mount, 24x24x24
TRID241818	Aluminum Tool Box, Chassis Mount, 24x18x18



Tool Box, Complete w/ Tools

FOR UPDATED PRICING, CALL

1-844-397-8677

TO SPEAK TO THE PARTS COUNTER



Outrigger Pad, Wood,
Octagon, 28" x 28" x 3.0"

OUTRIGGER PAD RACKS & PADS

PART NUMBER	DESCRIPTION
S326500B	Outrigger Pad, 500mmx 500mm, UHMW
S358818A	Outrigger Pad, 600mmx 600mm, UHMW
24X24SWORP	Outrigger Pad, Wood, Square, 24" x 24" x 3.0"
28X28OWORP	Outrigger Pad, Wood, Octagon, 28" x 28" x 3.0"
30X30SWORP	Outrigger Pad, Wood, Square, 30" x 30" x 3.0"
S326500B-PR	Outrigger Pad Rack, Steel, 20" Pads
S216876B	Outrigger Pad Rack, Steel, 24"
ORPH30	Outrigger Pad Rack, Steel, 30"

GREASING SYSTEM

PART NUMBER	DESCRIPTION
S358768A	Grease Block, Manual, 4 Ports, Boom Mount
GDB-LP	Grease Block, Manual, 7 Ports, Line Pump
S316241A	Grease Distribution Block, 8 Ports, Old Style
S356186A	Grease Distribution Block, 8 Ports, New Style
S212155A	Autogreaser, Beka, 24VDC
S366587A	Reservoir, Autogreaser, Beka
S204497A	Grease Pump, Pneumatic, Complete Assembly
30.250	Grease Hose w/ Lining, Hi-Pressure, Per Foot
20.216	Tube End, Straight, Reuseable, 6mm
20.198	Tube End, 90°, Reuseable, 6mm
20.215	Threaded Sleeve, Tube Ends, Reuseable
7002479	Grease Nipple, Straight, 1/8" BSPP
2408K17	Grease Nipple, Straight, 1/4" BSPP
S316131A	Check Valve, Grease Line, 1/8" BSPP

Grease Distribution Block, 8 Ports, New Style



SAFETY STRAPS

PART NUMBER	DESCRIPTION
227RS	Ratchet Strap, 2" x 27'
EE2901X3	Nylon Sling, 1" x 3', Double Ply
EE2901X6	Nylon Sling, 1" x 6', Double Ply
WA-2	Whip Check Cable Assembly, 1/4"
S202789A	Safety Rope Assembly, w/ Metal Eyelets
S312386A	Shackle, Safety Rope Assembly

HOPPER VIBRATORS

PART NUMBER	DESCRIPTION
EDC12202	Hopper Vibrator, 12VDC, 440ft/lb
EDC24202	Hopper Vibrator, 24VDC, 440ft/lb
S328408A	Vibrator Mounting Bracket

MUDFLAPS

PART NUMBER	DESCRIPTION
DY-MUDFLAP	Mudflap, DY Logo, 24" x 36"

HEATERS

PART NUMBER	DESCRIPTION
S323644B	Water Tank Heater
H-4000-8	Tank Heater, Water/Hydraulic, Top Mount, 8" Long
H-4000-20	Tank Heater, Water/Hydraulic, Top Mount, 20" Long

DY ACCESSORIES

PRIMER

PART NUMBER	DESCRIPTION
97134	Slick Pak I, 8oz Bag, Pumping Primer
97136	Slick Pak II, 8oz Bag, Pumping Primer
97139	Slick Pak II, 2x 4oz Bags, Pumping Primer
95050	Mini Delay Set, 8oz Bag, Pumping Retardant

FOR UPDATED PRICING, CALL

1-844-397-8677

TO SPEAK TO THE PARTS COUNTER

AIR CUFF

PART NUMBER	DESCRIPTION
AIRCUFFKIT	Air Cuff Install Kit, w/o Boom Length Air Hose
V50FAC-A	Fabric Air Cuff, w/ Valve
V50FAC-REBUILD	Bladder Repair Kit, Air Cuff
FZ-08-250	Air Hose Spool, 250', 1/2" ID

LIGHTING

PART NUMBER	DESCRIPTION
S359144A	Amber Warning Light, Operator Safety System
S314748B	Clearance Light, Amber
LK21M-43M	Tail Light Kit Assembly, DY 21-43m
LK48M-63M	Tail Light Kit Assembly, DY 48-63m
2.8LEDSQ	Working Light, LED, 2.8" Square
S311122A	Working Light, Magnetic Mount

PRESSURE WASHER

PART NUMBER	DESCRIPTION
31HYD02	Hydraulic Pressure Washer System
430029	Pressure Washer Gun, w/ Wand
H-REEL85.402.001	Pressure Washer Hose Reel, w/o Hose
PR-1-050-GR	Pressure Washer Hose, 50', 4000PSI
WHIP-03	Whip Hose, Pressure Washer, 3'
WHIP-14	Whip Hose, Pressure Washer, 14'
170171	Nozzle Tip Kit, Pressure Washer Gun
160003	Variable Nozzle, Pressure Washer Gun

All prices in USD. Prices are subject to change.



DY PARTS DEPARTMENT

SAME-DAY OR OVERNIGHT SHIPPING ACROSS THE UNITED STATES AND CANADA

Call Toll Free
1-844-397-8677

DY's extensive parts inventory includes parts for every concrete pump make and model available in the United States and Canada. We offer original manufacturer parts (OEM) and cost-effective, reliable aftermarket products.

A DEDICATED PARTS DEPARTMENT FOR ANY CONCRETE PUMP


DY proudly stocks an extensive inventory of parts and components for every model of concrete pump on the market, ensuring that your equipment—no matter the brand—remains operational.

Our OEM DY replacement parts are crafted to deliver the same exceptional quality as the originals, guaranteeing relentless performance even in the most extreme operating conditions.

A COMPLETE SELECTION OF PUMP REPLACEMENT PARTS

While we design, engineer, and construct all DY products to provide many years of reliable service, you may still need to replace worn or damaged parts, as well as OEM DY wear parts and twin wall boom systems to keep your pump in peak operating condition.





REMOTE SYSTEMS



**BUILT TO
*PERFORM***



Autech Remote System (pg. 69)

REMOTE SYSTEMS

HBC Remote System



HBC REMOTE SYSTEMS

PART NUMBER	DESCRIPTION
S217225A	HBC Remote System, 4 Section, 2 Joystick, 727 Gen II
S203673B	HBC Remote System, 5 Section, 2 Joystick, 727 Gen II
S210188B	HBC Remote System, 6 Section, 3 Joystick, 727 Gen II

FOR UPDATED PRICING, CALL
1-844-397-8677
 TO SPEAK TO THE PARTS COUNTER

AUTECH REMOTE SYSTEMS

PART NUMBER	DESCRIPTION
LKN08516UOLKN8	Remote System, DY Line Pumps, 8 Push Buttons
KSK4163UO	Remote System, DY Line Pumps, Toggle Switches
FMA98KM0-2J4S	Remote System, DY Boom Pumps, 2-J/S, 4-Sect.
FMA98KM0-2J5S	Remote System, DY Boom Pumps, 2-J/S, 5-Sect.

Gen II Battery w/
 Level Indicator, 2-Joy
 Trans, 3.7v, 6Ah

HBC REMOTE ACCESSORIES

PART NUMBER	DESCRIPTION
AS000800	Wasit Belt, HBC Spectrum Remotes, Straight Clips
288778002	Waist Belt, HBC Ergo Remotes, Angled Carabiners
AS006000	Shoulder Harness, HBC Spectrum Remotes, Straight Clips
BA405131	Gen II Battery w/ Level Indicator, 2-Joy Trans, 3.7v, 6Ah
BA406130	Gen II Battery w/ Level Indicator, 3-Joy Trans, 3.7v, 9Ah
QS4050B0	Battery Charger, Gen II Batteries
458017	HBC Battery, Long Version, 4.2Ah
BT213020	HBC Battery, Tele-teach, 2.1Ah
461523	HBC Battery, Short Version, 2.1Ah
QA115600	Battery Charger, HBC Long, w/o Power Cord
QA109600	Battery Charger, HBC Short, w/o Power Cord
AJST0278	Power Cord, 110v, Short & Long Battery Chargers
12-110-ADA	Adapter Cable, 12v to 110v
110-12-ADA	Power Inverter, 110v to 12v



All prices in USD. Prices are subject to change.

HBC REMOTE PARTS

PART NUMBER	DESCRIPTION
292116003	Joystick, Ergo Style, 2-Axis, Old Style
291273002	Joystick, Ergo Style, 3-Axis, Old Style
487161	Joystick, Ergo Style, 2-Axis, New Style
487160	Joystick, Ergo Style, 3-Axis, New Style
248033004	Joystick, HBC Black & White
S361531A	Joystick, HBC Gen I, 3-Axis
S367427A	Joystick, HBC Gen II, 3-Axis
AET00080	Bellow Kit, 2 Axis Joystick
AET00440	Bellow Kit, 3 Axis Joystick
S355630A	Toggle Switch, ON x ON, 1TL1-3
S316395A	Toggle Switch, (ON) x OFF x ON
S316394A	Toggle Switch, (ON) x OFF x (ON), 1TL1-7
S316397A	Toggle Switch, (ON) x OFF, 1TL1-8
1TL1-1	Toggle Switch, ON x OFF x ON
1TL1-3D	Toggle Switch, ON(L) x ON(L), Screw Terminals
1TL1-1A	Toggle Switch, ON(L) x OFF x ON(L), Screw Terminals
1TL1-2G	Toggle Switch, OFF(L) x ON, Screw Terminals
8536K91A	Toggle Switch, ON(L) x OFF(L) x ON(L), Solder Terminals
8536K93N	Toggle Switch, (ON) x OFF(L) x ON, Solder Terminals
8536K99G	Toggle Switch, OFF(L) x ON, Solder Terminals
241416000	Rubber Boot, Small Toggle Switches
249520008	Rubber Boot, Large Toggle Switches
241401002	E-Stop Button, HBC Gen I Remote
IE220013	E-Stop Button, HBC Gen II Remote

All prices in USD. Prices are subject to change.

Joystick, Old Style Ergo, 3-Axis



AUTEC REMOTE PARTS & ACCESSORIES

PART NUMBER	DESCRIPTION
LPM01	Battery, Line Pump Remotes, Lithium
LPM02	Battery, Boom Pump Remotes, Lithium
ROCABA02E03B0	Battery Charger, Line Pump Remotes, Autec
ROCABA02E06B0	Battery Charger, Boom Pump Remotes, Autec
ROCIING00P0017	Waist Belt, Autec Remotes, All Models
ROCIING00P0033	Remote Cover w/ Strap, Line Pumps, Autec
ROCAVI03E0002	Charging Cable, SK4 Transmitter, 1 Meter
ROCHIA00P0016	T-Key, SK4 Transmitter
ROCHIA00P0014	2 M-Key, LP Radio Remote
ROMANIO3E07A0	Joystick, 3-Axis Autec Boom Remote



Rubber Boot, Large Toggle Switches



MEET THE TEAM



TO SEE A DETAILED LIST OF OUR TEAM MEMBERS, VISIT OUR WEBSITE AT DYCONCRETEPUMPS.COM OR SCAN THIS QR CODE TO VISIT OUR MEET THE TEAM PAGE DIRECTLY.

"The team at DY Concrete Pumps is the backbone of our success, and none of our achievements over the past 10 years would have been possible without their dedication and hard work. From the skilled production crew who ensure each unit meets the highest standards, to the meticulous paint team who bring our machines to life, every department plays a vital role. Our exceptional service and technical support team go above and beyond to keep our customers' machines running smoothly, minimizing downtime and ensuring peak performance. Their expertise, quick response times, and commitment to solving challenges make them an invaluable resource to our customers, fostering trust and long-term partnerships. The marketing and sales teams work tirelessly to connect us with customers and showcase our brand, while behind the scenes, our exceptional admin staff keeps everything organized and running seamlessly. It's this collective effort and commitment to excellence that has allowed DY Concrete Pumps to thrive, and we're incredibly proud to have such an outstanding team driving us forward."

Jason Delehay

Vice President



MEET THE TEAM *Parts*

Our parts team is the driving force behind our operations, working diligently to keep things running smoothly. With their expertise and dedication, they ensure our inventory is well-stocked, orders are processed efficiently, and customers receive the support they need. Whether it's sourcing replacement parts or providing guidance, our team is here to help you keep your equipment operating at its best.



Joseph Logan

Parts Manager
Joseph.Logan@DYConcretePumps.com



Brittany Buckley

Parts Store Manager - Canada
Brittany.Buckley@DYConcretePumps.com



EMERGENCY CONTACT

We know how critical it is for a quick response when emergency support is needed. In the event support is required while you're on site, you can call our 24/7 Customer Support Line:

24/7 CUSTOMER & TECHNICAL SUPPORT

682-999-9859

NORTH AMERICAN TOLL FREE:

1-844-397-8677

Texas Direct Parts & Service: 682-273-0555

Canada Direct Parts & Service: 403-723-6909



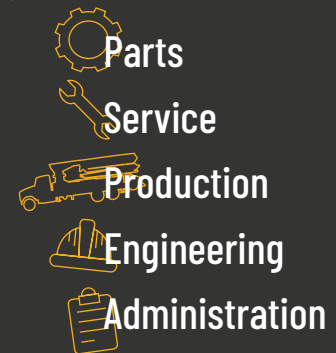
LOCATIONS & DEALERS

**PARTS
ENGINEERING
SERVICE
ADMINISTRATION
PRODUCTION**



**DALLAS-FORT WORTH,
TEXAS HEADQUARTERS**

4521 CR 616
Alvarado, Texas, USA 76009



**PARTS
SERVICE**



ALBERTA, CANADA FACILITY

10720-48 St. SE
Calgary, AB, Canada T2C 3E1



**PARTS
SERVICE
SALES**



**NORTH EASTERN DEALER
KEIM CONCRETE PUMPING, INC.**

1610 Co Rd 200
Dundee, Ohio, USA 44624



**BUILT TO
PERFORM**